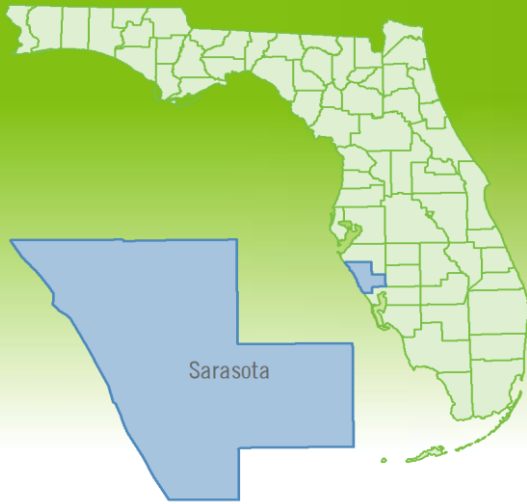


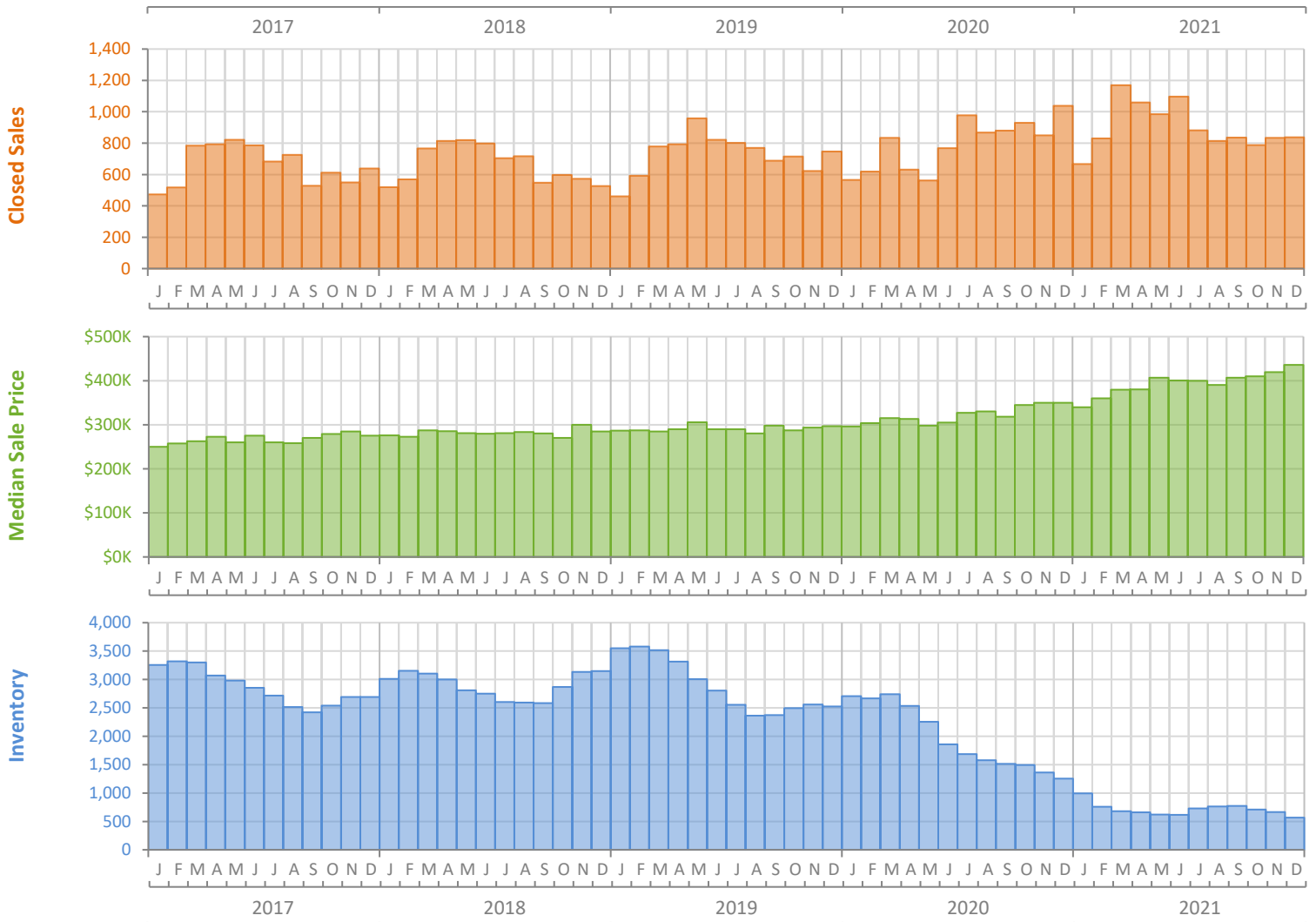
Monthly Market Summary - December 2021

Single-Family Homes

Sarasota County



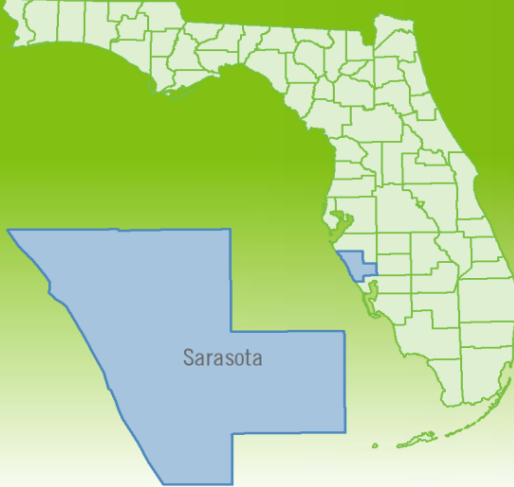
	December 2021	December 2020	Percent Change Year-over-Year
Closed Sales	837	1,038	-19.4%
Paid in Cash	357	363	-1.7%
Median Sale Price	\$435,788	\$350,000	24.5%
Average Sale Price	\$611,828	\$525,292	16.5%
Dollar Volume	\$512.1 Million	\$545.3 Million	-6.1%
Med. Pct. of Orig. List Price Received	100.0%	98.2%	1.8%
Median Time to Contract	8 Days	18 Days	-55.6%
Median Time to Sale	48 Days	64 Days	-25.0%
New Pending Sales	625	743	-15.9%
New Listings	630	730	-13.7%
Pending Inventory	998	1,123	-11.1%
Inventory (Active Listings)	568	1,253	-54.7%
Months Supply of Inventory	0.6	1.6	-62.5%



Monthly Distressed Market - December 2021

Single-Family Homes

Sarasota County



		December 2021	December 2020	Percent Change Year-over-Year
Traditional	Closed Sales	829	1,031	-19.6%
	Median Sale Price	\$436,634	\$350,000	24.8%
Foreclosure/REO	Closed Sales	5	6	-16.7%
	Median Sale Price	\$345,000	\$247,550	39.4%
Short Sale	Closed Sales	3	1	200.0%
	Median Sale Price	\$579,000	\$570,000	1.6%

