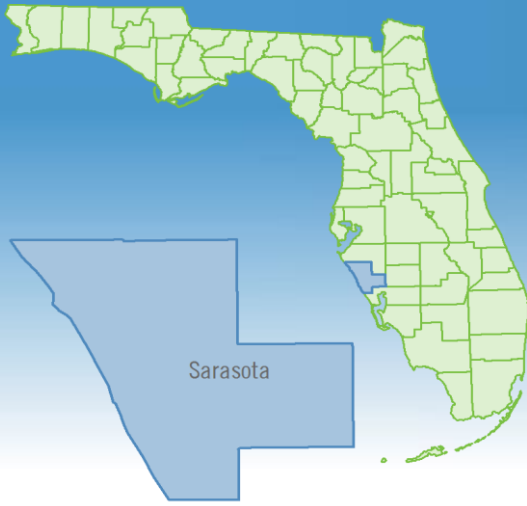


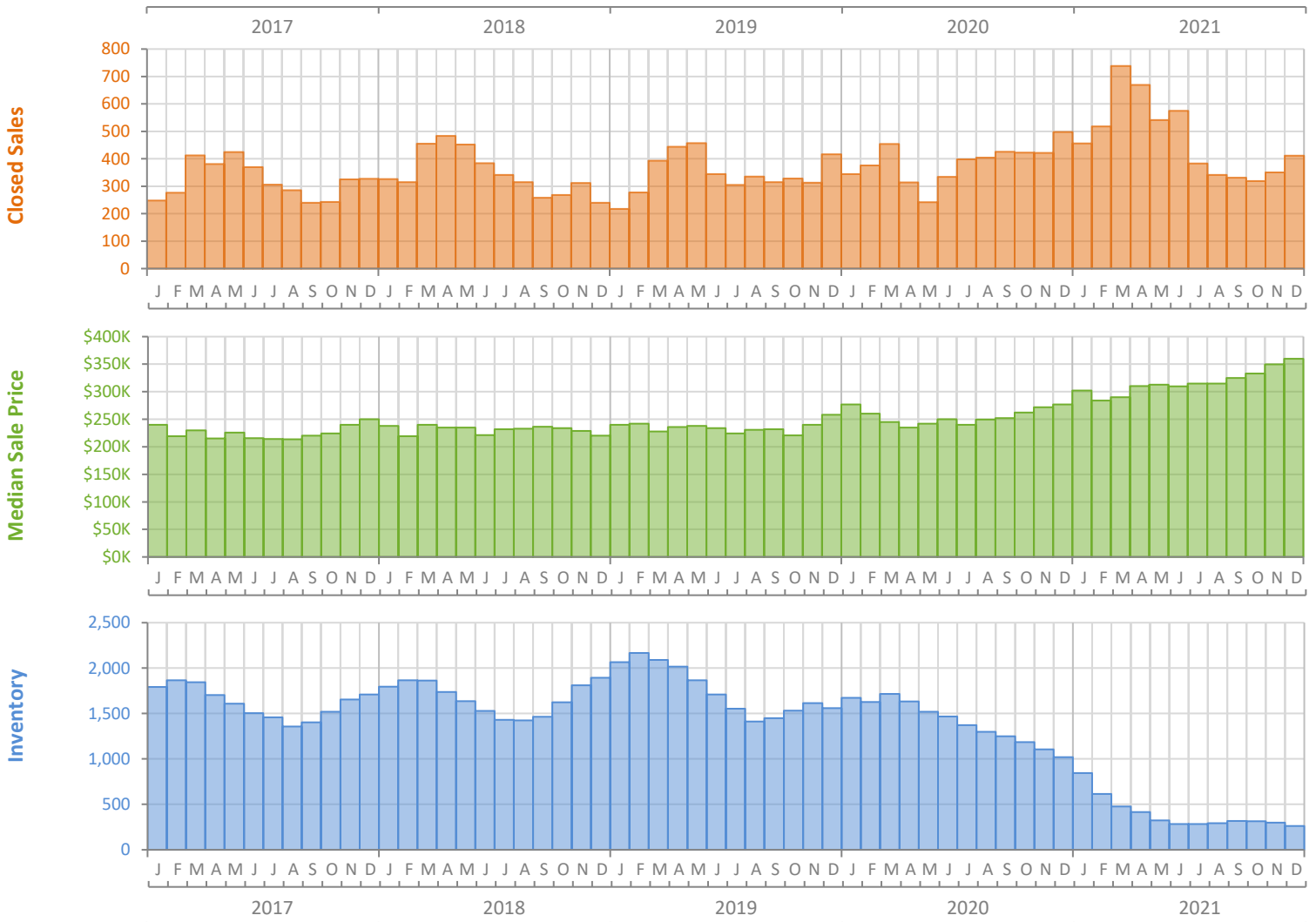
Monthly Market Summary - December 2021

Townhouses and Condos

Sarasota County



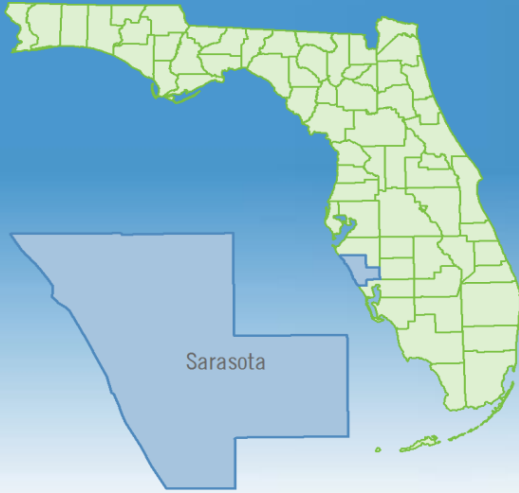
	December 2021	December 2020	Percent Change Year-over-Year
Closed Sales	412	498	-17.3%
Paid in Cash	253	245	3.3%
Median Sale Price	\$360,000	\$276,745	30.1%
Average Sale Price	\$539,738	\$404,944	33.3%
Dollar Volume	\$222.4 Million	\$201.7 Million	10.3%
Med. Pct. of Orig. List Price Received	100.0%	96.3%	3.8%
Median Time to Contract	7 Days	33 Days	-78.8%
Median Time to Sale	48 Days	77 Days	-37.7%
New Pending Sales	336	413	-18.6%
New Listings	315	387	-18.6%
Pending Inventory	677	734	-7.8%
Inventory (Active Listings)	261	1,019	-74.4%
Months Supply of Inventory	0.6	2.6	-76.9%



Monthly Distressed Market - December 2021

Townhouses and Condos

Sarasota County



		December 2021	December 2020	Percent Change Year-over-Year
Traditional	Closed Sales	411	495	-17.0%
	Median Sale Price	\$360,000	\$278,000	29.5%
Foreclosure/REO	Closed Sales	1	3	-66.7%
	Median Sale Price	\$330,000	\$115,000	187.0%
Short Sale	Closed Sales	0	0	N/A
	Median Sale Price	(No Sales)	(No Sales)	N/A

