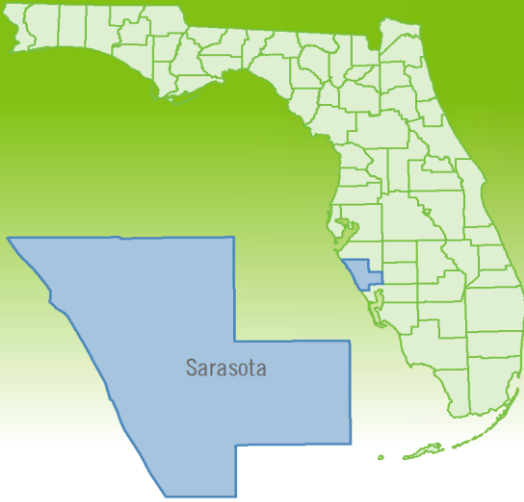


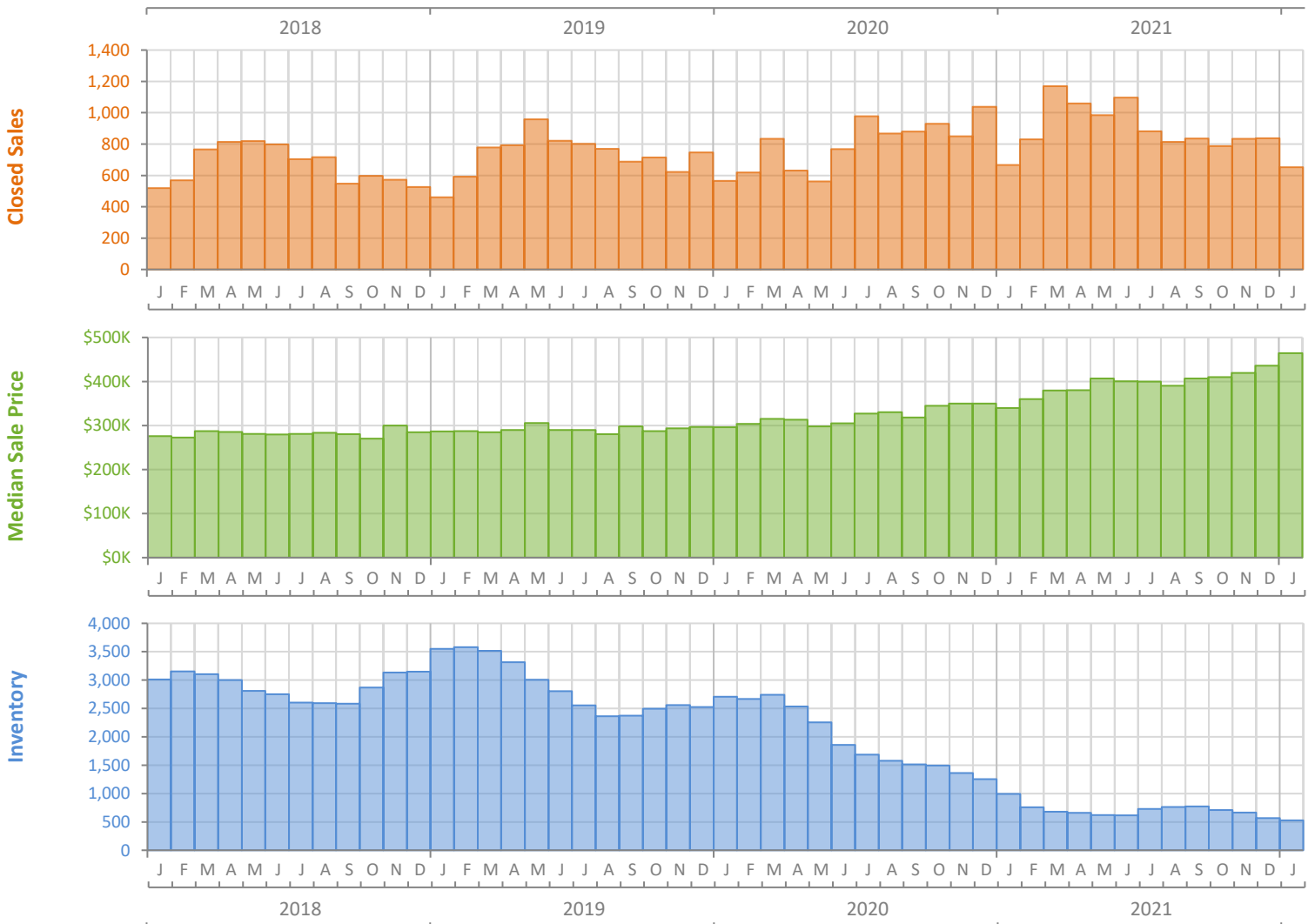
# Monthly Market Summary - January 2022

## Single-Family Homes

### Sarasota County



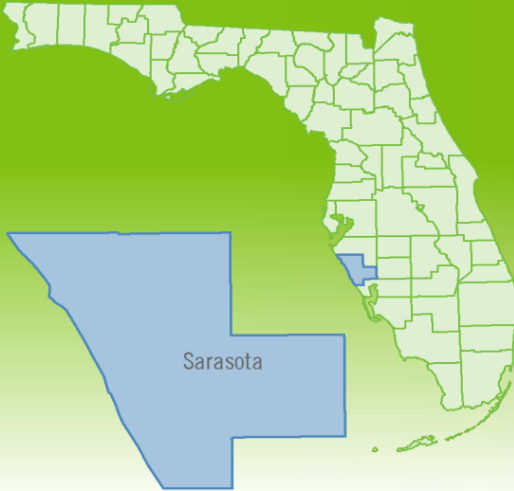
	January 2022	January 2021	Percent Change Year-over-Year
Closed Sales	653	666	-2.0%
Paid in Cash	305	269	13.4%
Median Sale Price	\$464,500	\$340,004	36.6%
Average Sale Price	\$680,882	\$491,760	38.5%
Dollar Volume	\$444.6 Million	\$327.5 Million	35.8%
Med. Pct. of Orig. List Price Received	100.0%	98.0%	2.0%
Median Time to Contract	7 Days	19 Days	-63.2%
Median Time to Sale	52 Days	66 Days	-21.2%
New Pending Sales	799	1,107	-27.8%
New Listings	811	893	-9.2%
Pending Inventory	1,158	1,544	-25.0%
Inventory (Active Listings)	528	991	-46.7%
Months Supply of Inventory	0.6	1.2	-50.0%



# Monthly Distressed Market - January 2022

## Single-Family Homes

### Sarasota County



		January 2022	January 2021	Percent Change Year-over-Year
Traditional	Closed Sales	648	662	-2.1%
	Median Sale Price	\$464,750	\$342,020	35.9%
Foreclosure/REO	Closed Sales	3	3	0.0%
	Median Sale Price	\$475,000	\$195,000	143.6%
Short Sale	Closed Sales	2	1	100.0%
	Median Sale Price	\$310,500	\$203,400	52.7%

