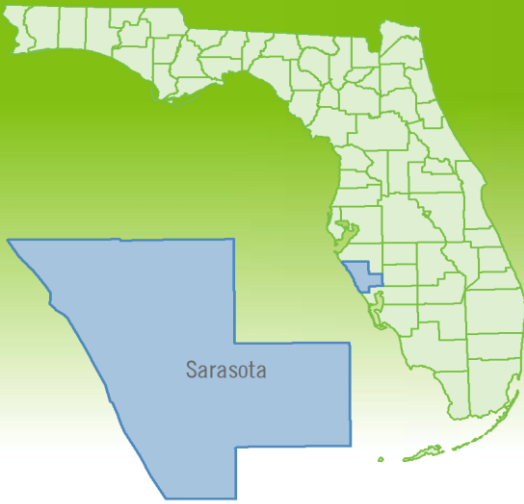


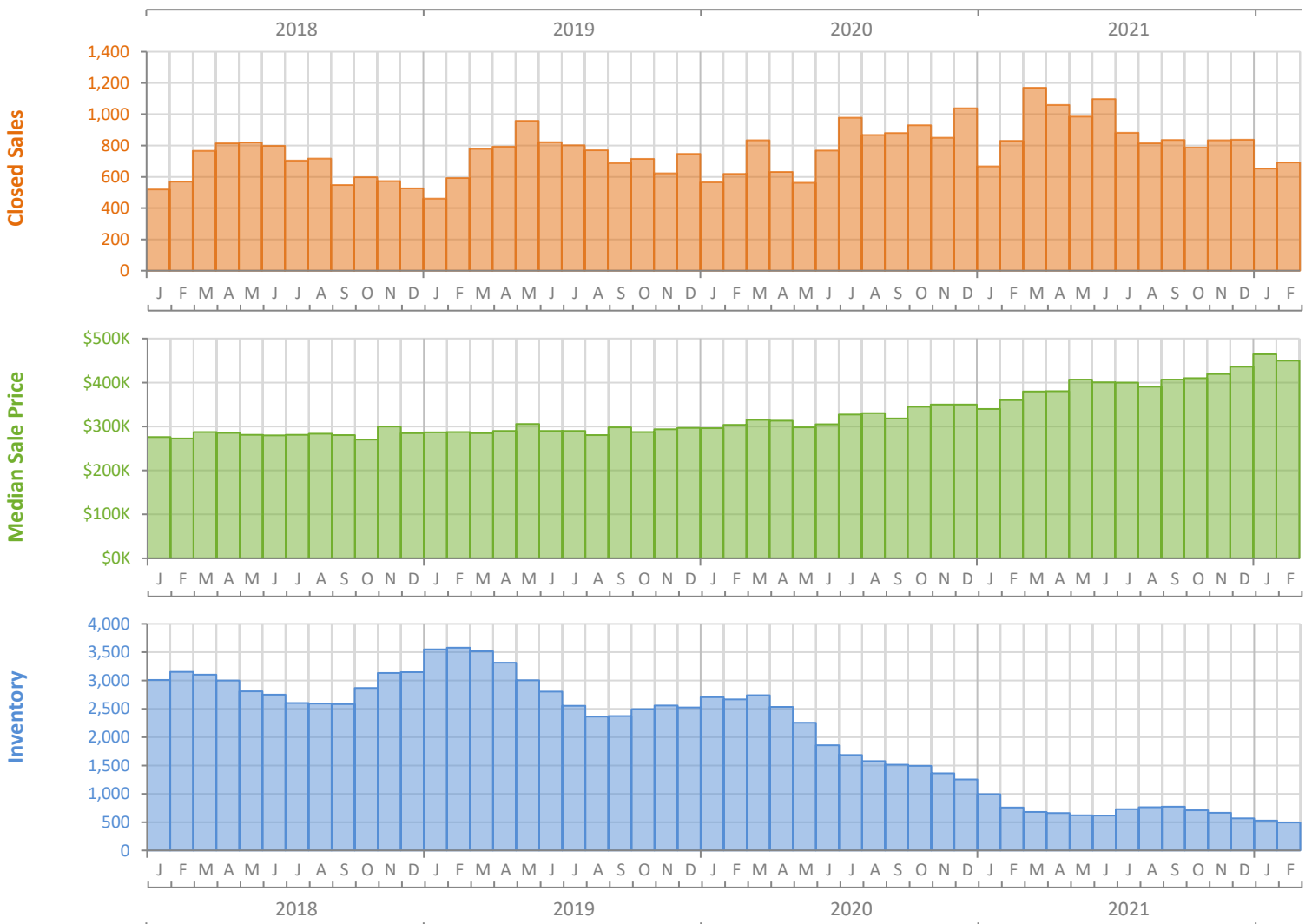
Monthly Market Summary - February 2022

Single-Family Homes

Sarasota County



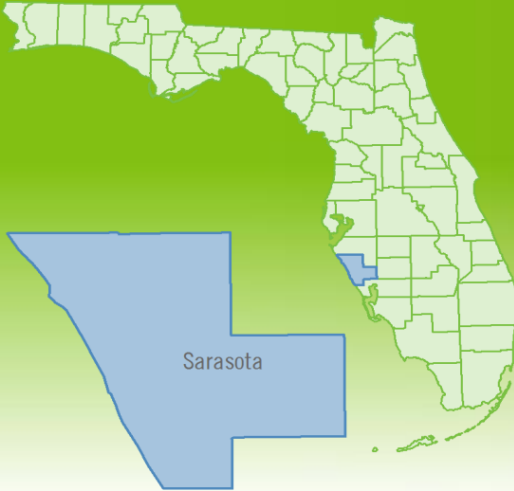
	February 2022	February 2021	Percent Change Year-over-Year
Closed Sales	691	831	-16.8%
Paid in Cash	346	365	-5.2%
Median Sale Price	\$449,900	\$359,900	25.0%
Average Sale Price	\$632,075	\$538,892	17.3%
Dollar Volume	\$436.8 Million	\$447.8 Million	-2.5%
Med. Pct. of Orig. List Price Received	100.0%	98.8%	1.2%
Median Time to Contract	6 Days	17 Days	-64.7%
Median Time to Sale	43 Days	65 Days	-33.8%
New Pending Sales	751	1,030	-27.1%
New Listings	788	848	-7.1%
Pending Inventory	1,223	1,753	-30.2%
Inventory (Active Listings)	492	759	-35.2%
Months Supply of Inventory	0.6	0.9	-33.3%



Monthly Distressed Market - February 2022

Single-Family Homes

Sarasota County



		February 2022	February 2021	Percent Change Year-over-Year
Traditional	Closed Sales	690	827	-16.6%
	Median Sale Price	\$449,950	\$360,000	25.0%
Foreclosure/REO	Closed Sales	1	3	-66.7%
	Median Sale Price	\$337,500	\$190,000	77.6%
Short Sale	Closed Sales	0	1	-100.0%
	Median Sale Price	(No Sales)	\$203,000	N/A

