

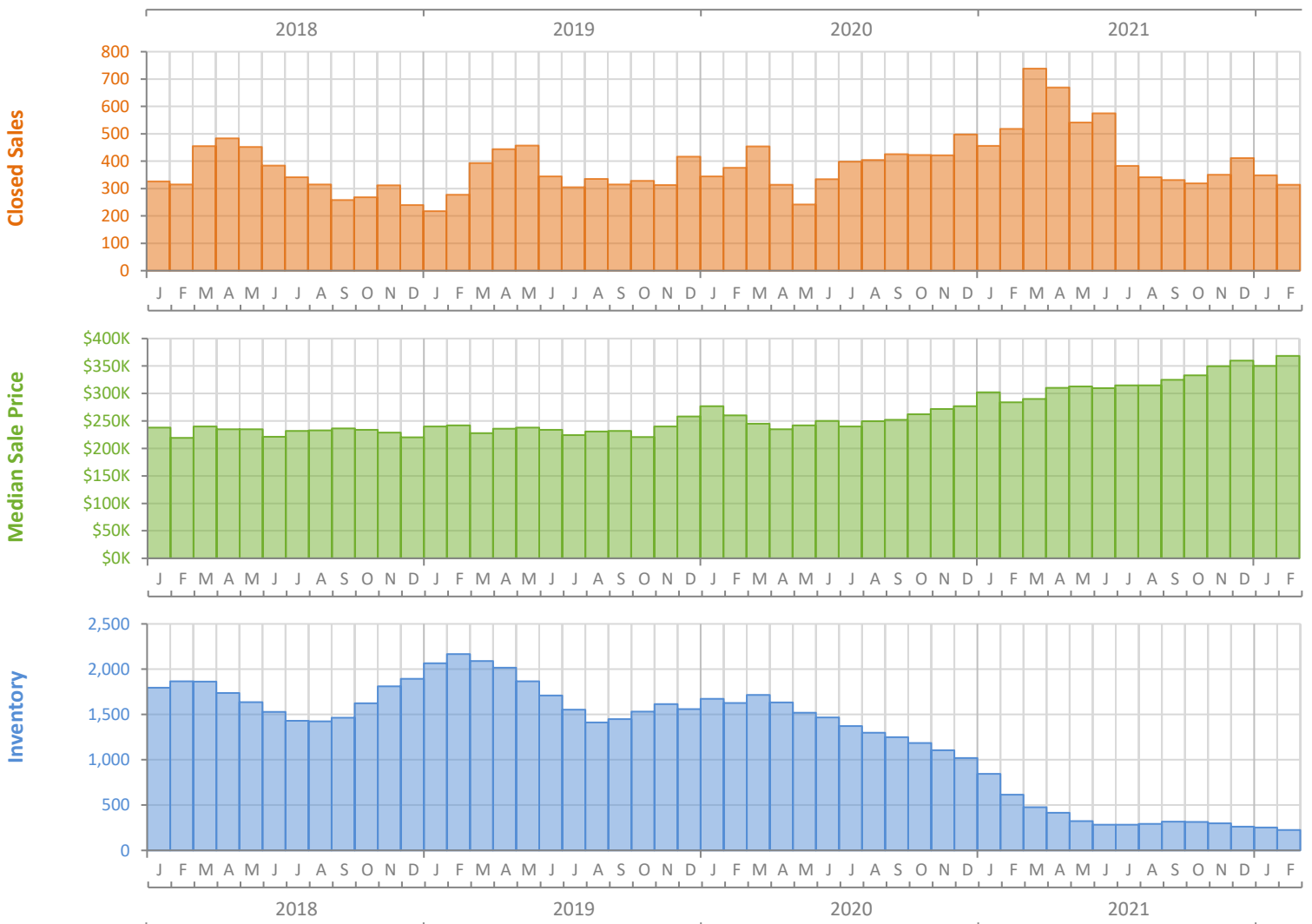
Monthly Market Summary - February 2022

Townhouses and Condos

Sarasota County



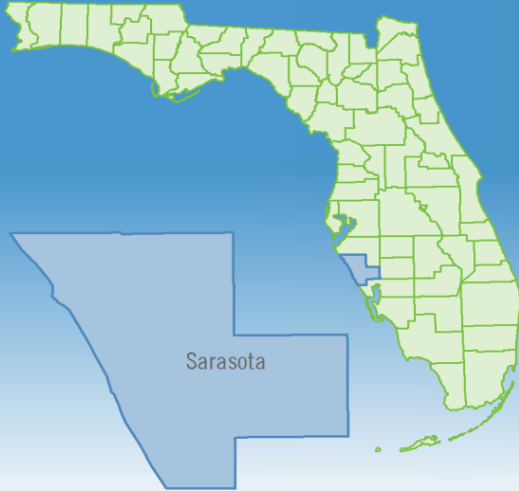
	February 2022	February 2021	Percent Change Year-over-Year
Closed Sales	314	518	-39.4%
Paid in Cash	221	306	-27.8%
Median Sale Price	\$368,630	\$283,750	29.9%
Average Sale Price	\$551,588	\$558,681	-1.3%
Dollar Volume	\$173.2 Million	\$289.4 Million	-40.2%
Med. Pct. of Orig. List Price Received	100.0%	97.6%	2.5%
Median Time to Contract	6 Days	25 Days	-76.0%
Median Time to Sale	40 Days	67 Days	-40.3%
New Pending Sales	459	701	-34.5%
New Listings	459	507	-9.5%
Pending Inventory	896	1,179	-24.0%
Inventory (Active Listings)	226	614	-63.2%
Months Supply of Inventory	0.5	1.5	-66.7%



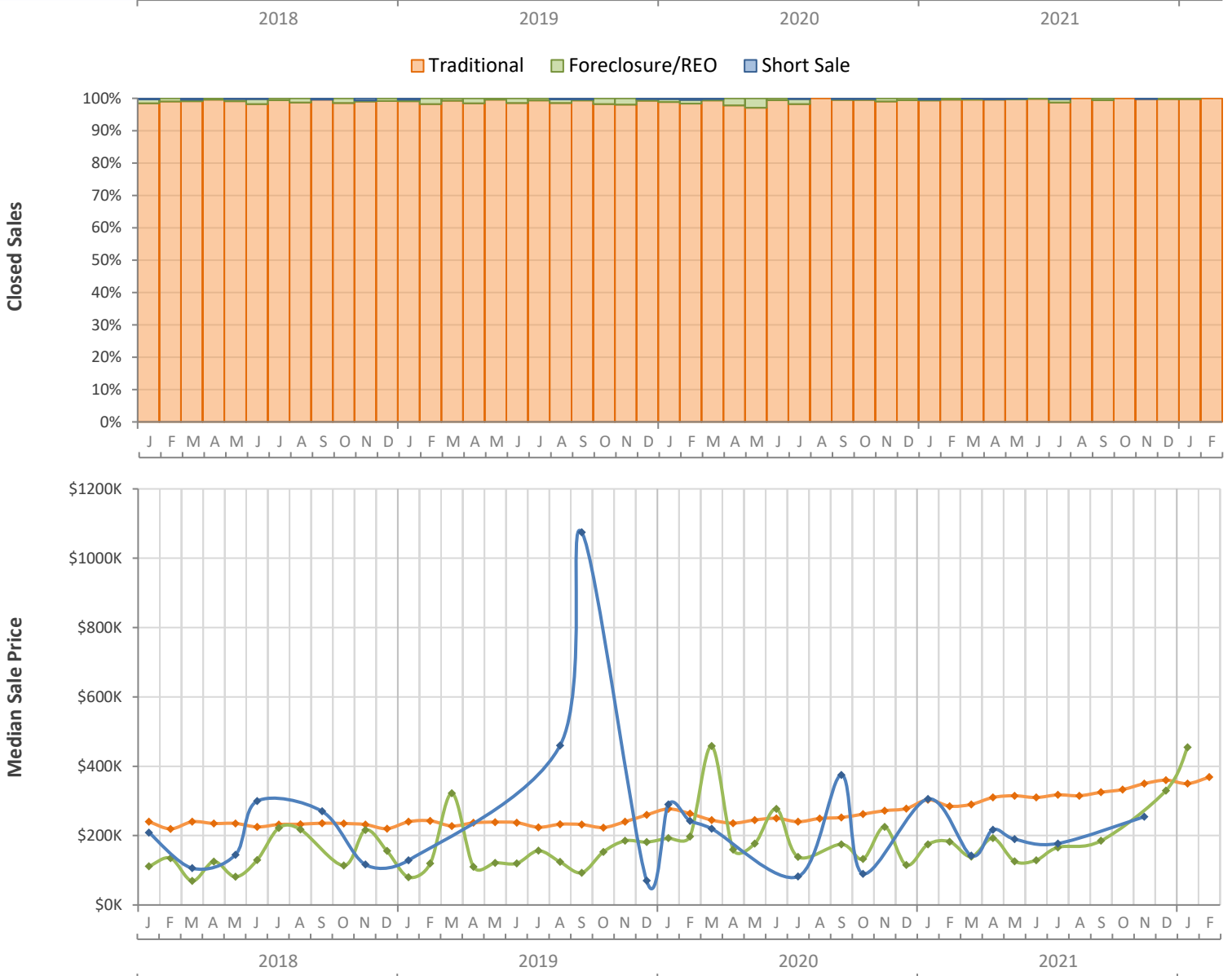
Monthly Distressed Market - February 2022

Townhouses and Condos

Sarasota County



		February 2022	February 2021	Percent Change Year-over-Year
Traditional	Closed Sales	314	516	-39.1%
	Median Sale Price	\$368,630	\$285,000	29.3%
Foreclosure/REO	Closed Sales	0	2	-100.0%
	Median Sale Price	(No Sales)	\$182,550	N/A
Short Sale	Closed Sales	0	0	N/A
	Median Sale Price	(No Sales)	(No Sales)	N/A



Produced by Florida REALTORS® with data provided by Florida's multiple listing services. Statistics for each month compiled from MLS feeds on the 15th day of the following month. Data released on Friday, March 18, 2022. Next data release is Wednesday, April 20, 2022.