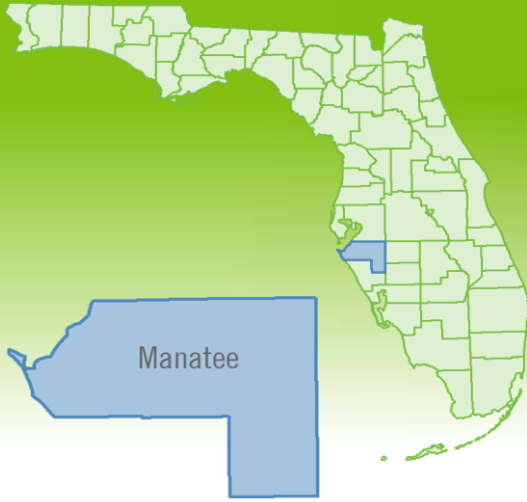


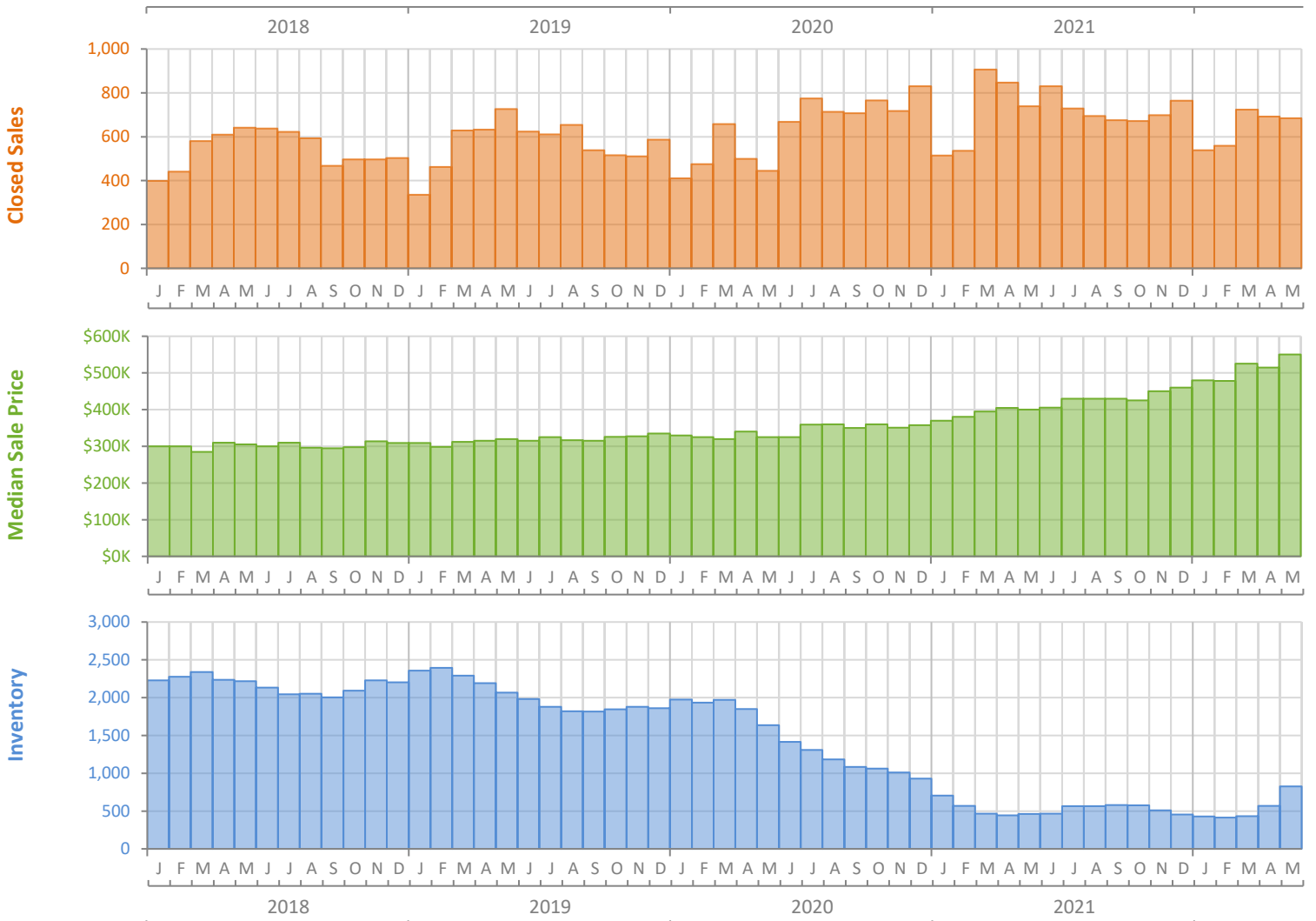
Monthly Market Summary - May 2022

Single-Family Homes

Manatee County



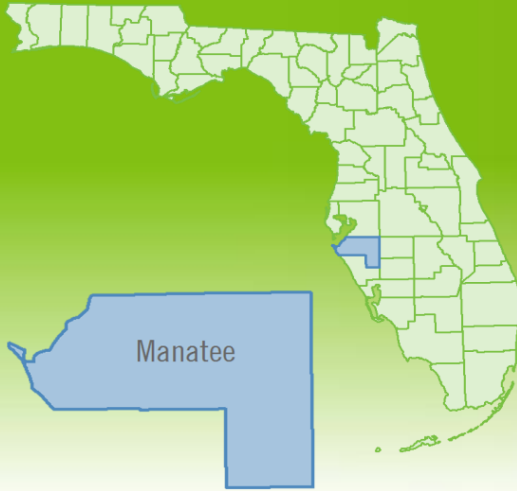
	May 2022	May 2021	Percent Change Year-over-Year
Closed Sales	685	739	-7.3%
Paid in Cash	272	242	12.4%
Median Sale Price	\$550,000	\$400,000	37.5%
Average Sale Price	\$715,504	\$567,549	26.1%
Dollar Volume	\$490.1 Million	\$419.4 Million	16.9%
Med. Pct. of Orig. List Price Received	100.0%	100.0%	0.0%
Median Time to Contract	6 Days	6 Days	0.0%
Median Time to Sale	47 Days	50 Days	-6.0%
New Pending Sales	592	710	-16.6%
New Listings	922	787	17.2%
Pending Inventory	970	1,180	-17.8%
Inventory (Active Listings)	826	462	78.8%
Months Supply of Inventory	1.2	0.6	100.0%



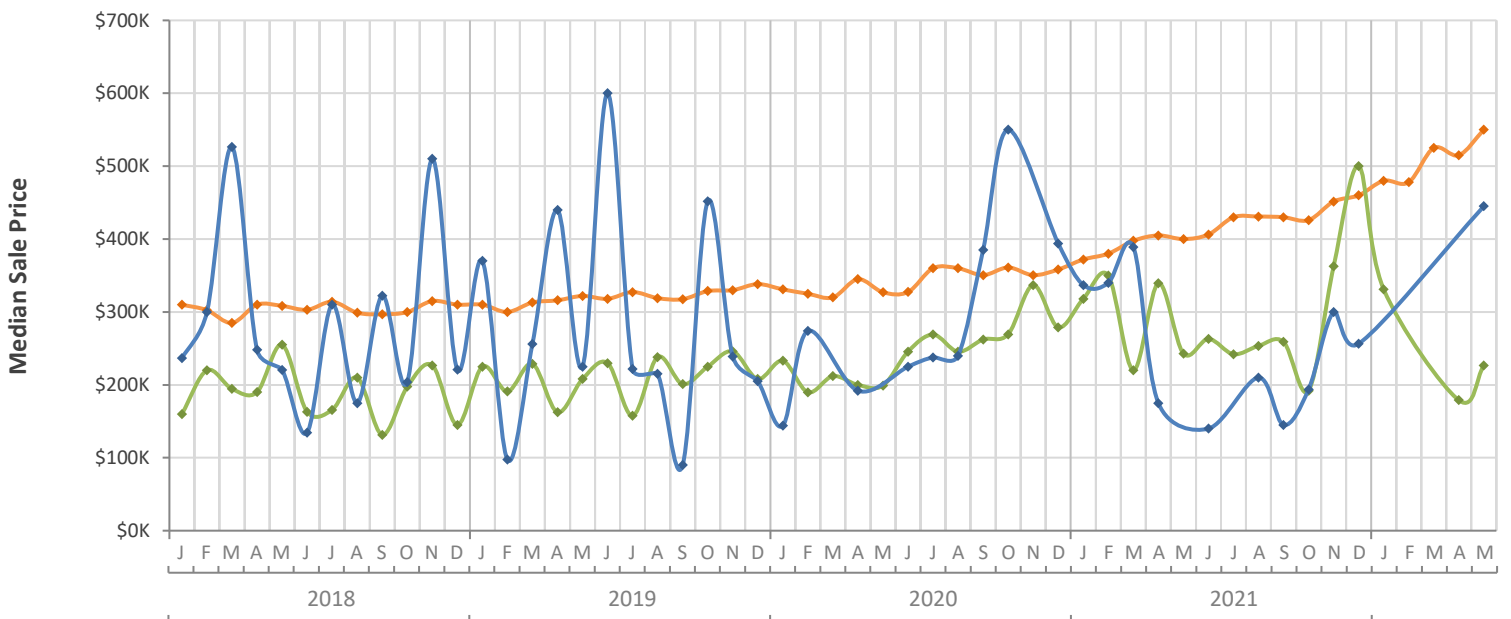
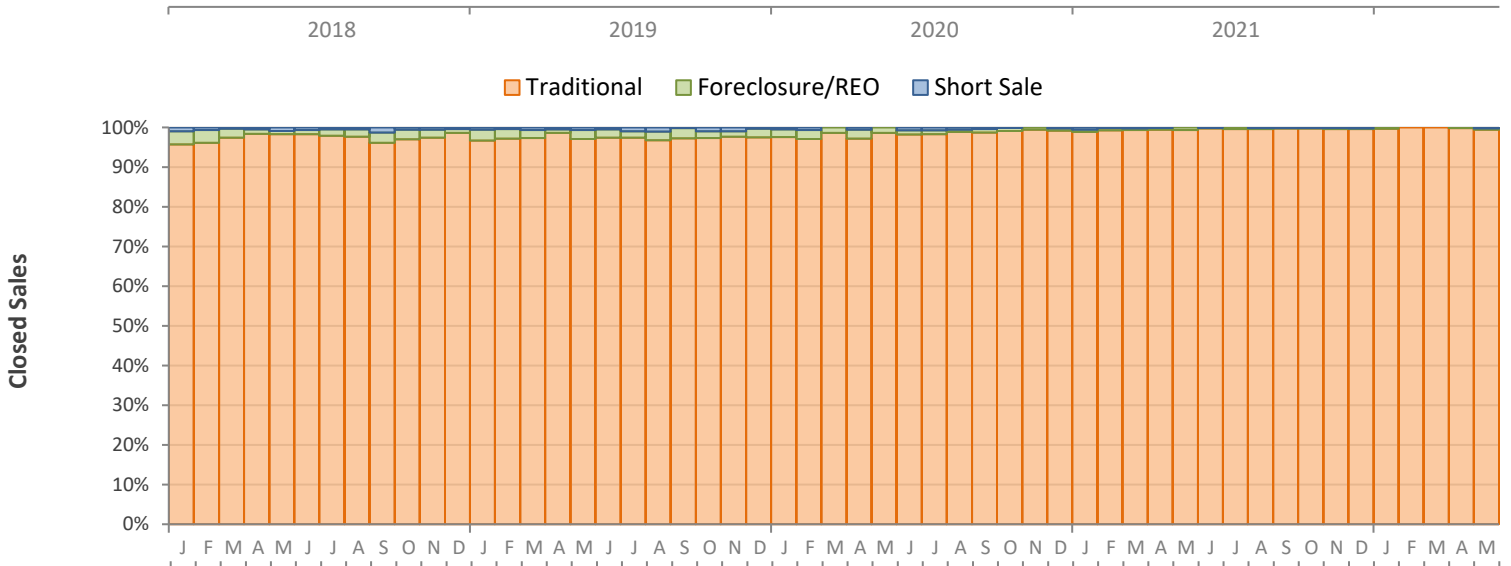
Monthly Distressed Market - May 2022

Single-Family Homes

Manatee County



		May 2022	May 2021	Percent Change Year-over-Year
Traditional	Closed Sales	681	734	-7.2%
	Median Sale Price	\$550,000	\$400,000	37.5%
Foreclosure/REO	Closed Sales	2	5	-60.0%
	Median Sale Price	\$226,500	\$243,000	-6.8%
Short Sale	Closed Sales	2	0	N/A
	Median Sale Price	\$445,000	(No Sales)	N/A



Produced by Florida REALTORS® with data provided by Florida's multiple listing services. Statistics for each month compiled from MLS feeds on the 15th day of the following month. Data released on Tuesday, June 21, 2022. Next data release is Wednesday, July 20, 2022.