

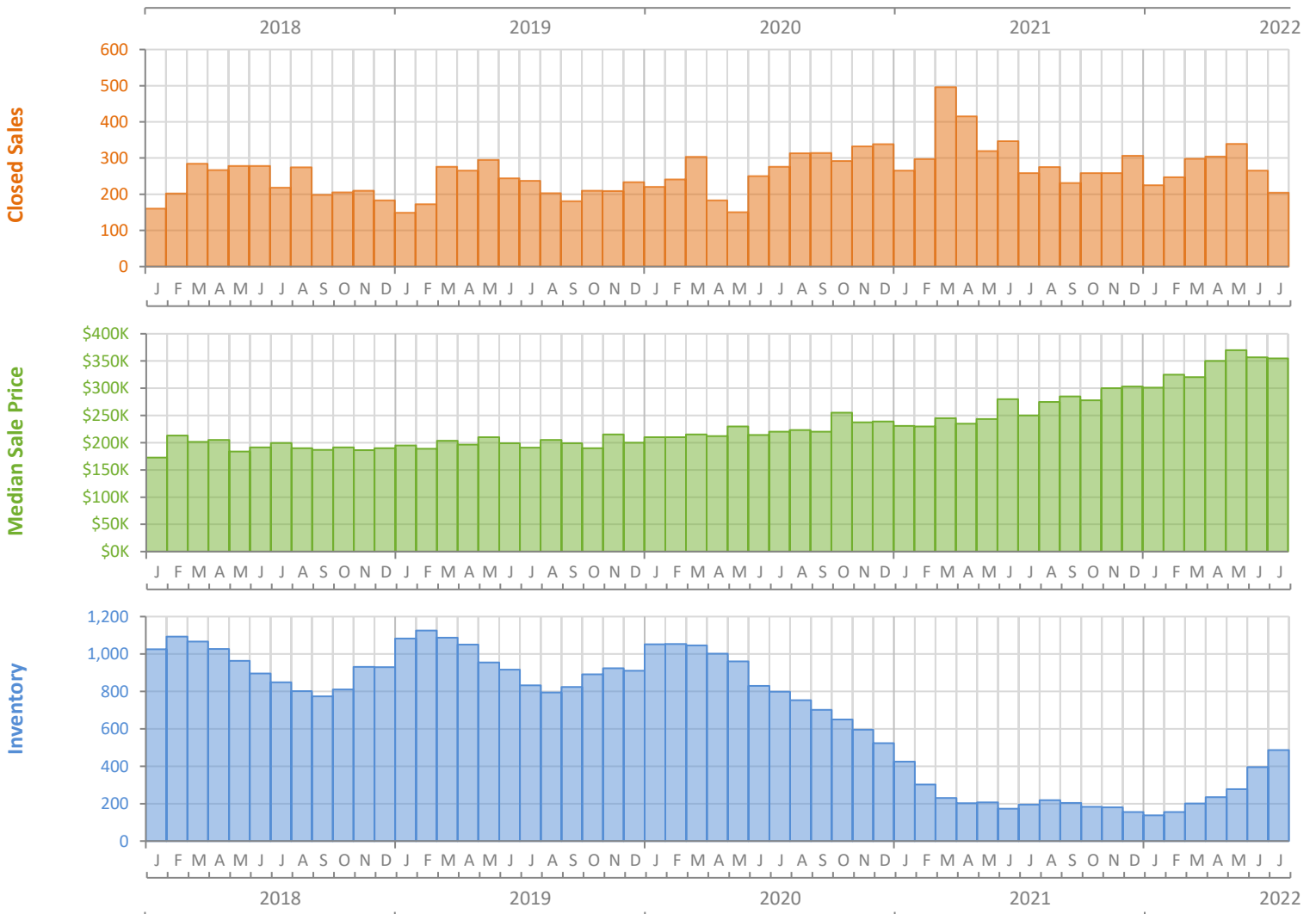
Monthly Market Summary - July 2022

Townhouses and Condos

Manatee County



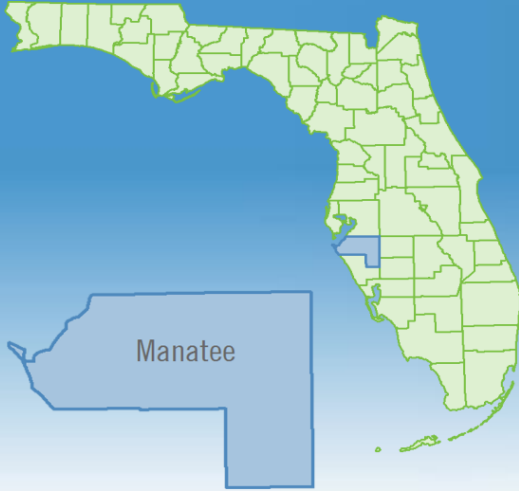
	July 2022	July 2021	Percent Change Year-over-Year
Closed Sales	204	258	-20.9%
Paid in Cash	105	142	-26.1%
Median Sale Price	\$354,500	\$250,050	41.8%
Average Sale Price	\$409,848	\$309,887	32.3%
Dollar Volume	\$83.6 Million	\$80.0 Million	4.6%
Med. Pct. of Orig. List Price Received	100.0%	100.0%	0.0%
Median Time to Contract	9 Days	6 Days	50.0%
Median Time to Sale	49 Days	46 Days	6.5%
New Pending Sales	211	262	-19.5%
New Listings	326	293	11.3%
Pending Inventory	337	407	-17.2%
Inventory (Active Listings)	486	195	149.2%
Months Supply of Inventory	1.8	0.6	200.0%



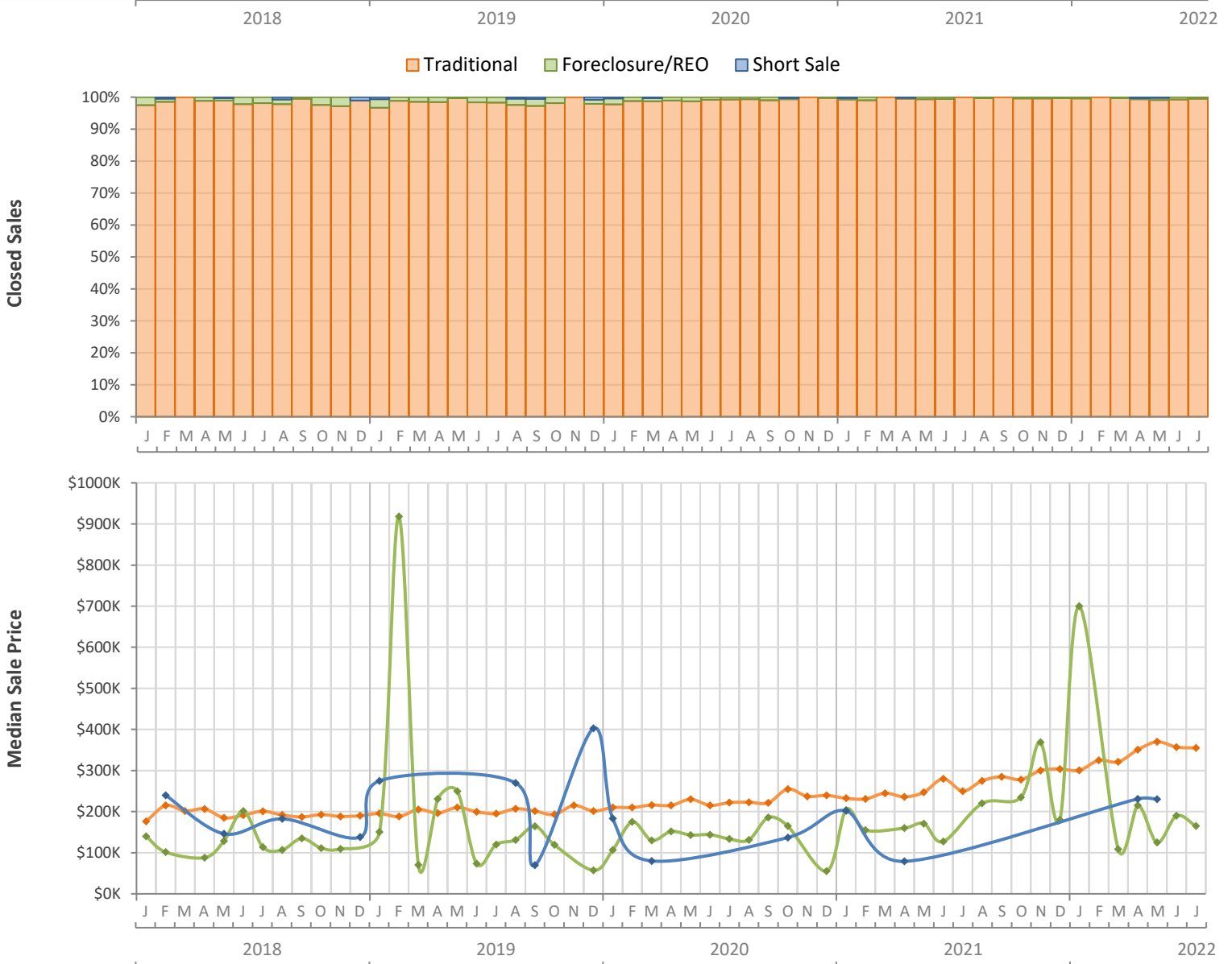
Monthly Distressed Market - July 2022

Townhouses and Condos

Manatee County



		July 2022	July 2021	Percent Change Year-over-Year
Traditional	Closed Sales	203	258	-21.3%
	Median Sale Price	\$355,000	\$250,050	42.0%
Foreclosure/REO	Closed Sales	1	0	N/A
	Median Sale Price	\$165,000	(No Sales)	N/A
Short Sale	Closed Sales	0	0	N/A
	Median Sale Price	(No Sales)	(No Sales)	N/A



Produced by Florida REALTORS® with data provided by Florida's multiple listing services. Statistics for each month compiled from MLS feeds on the 15th day of the following month. Data released on Thursday, August 18, 2022. Next data release is Wednesday, September 21, 2022.