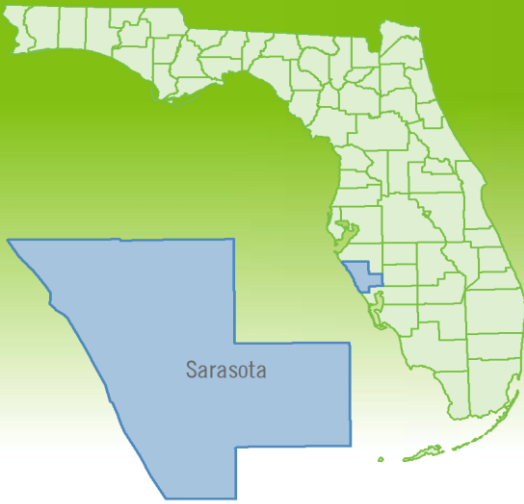


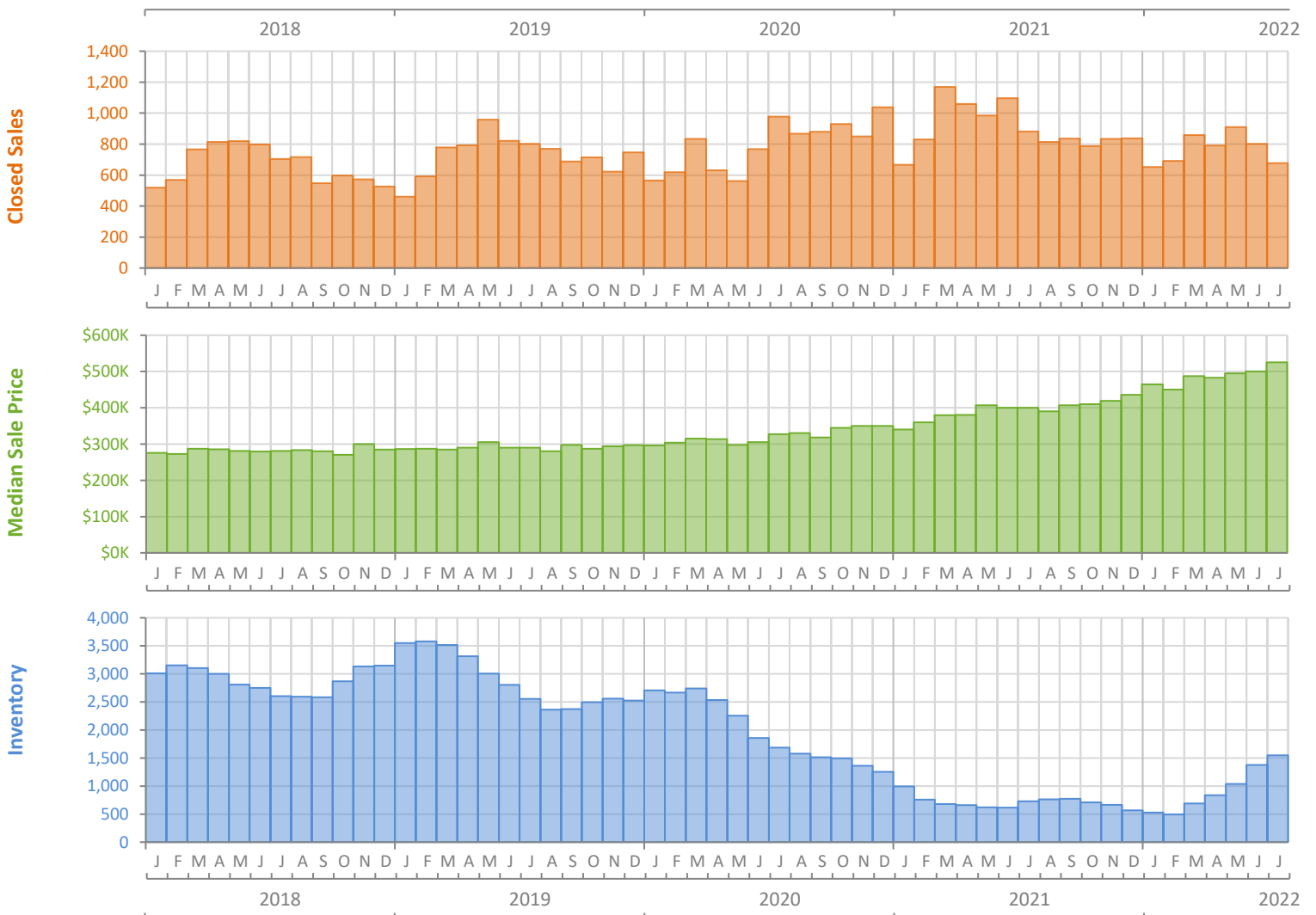
# Monthly Market Summary - July 2022

## Single-Family Homes

### Sarasota County



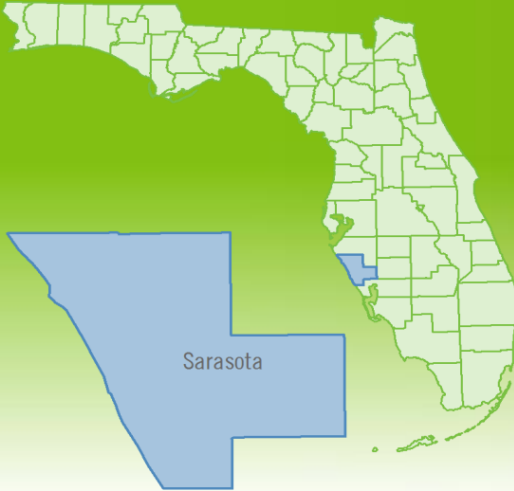
	July 2022	July 2021	Percent Change Year-over-Year
Closed Sales	678	882	-23.1%
Paid in Cash	303	403	-24.8%
Median Sale Price	\$525,000	\$400,000	31.3%
Average Sale Price	\$717,398	\$598,947	19.8%
Dollar Volume	\$486.4 Million	\$528.3 Million	-7.9%
Med. Pct. of Orig. List Price Received	100.0%	100.0%	0.0%
Median Time to Contract	10 Days	5 Days	100.0%
Median Time to Sale	49 Days	48 Days	2.1%
New Pending Sales	641	748	-14.3%
New Listings	959	941	1.9%
Pending Inventory	1,021	1,218	-16.2%
Inventory (Active Listings)	1,550	730	112.3%
Months Supply of Inventory	2.0	0.8	150.0%



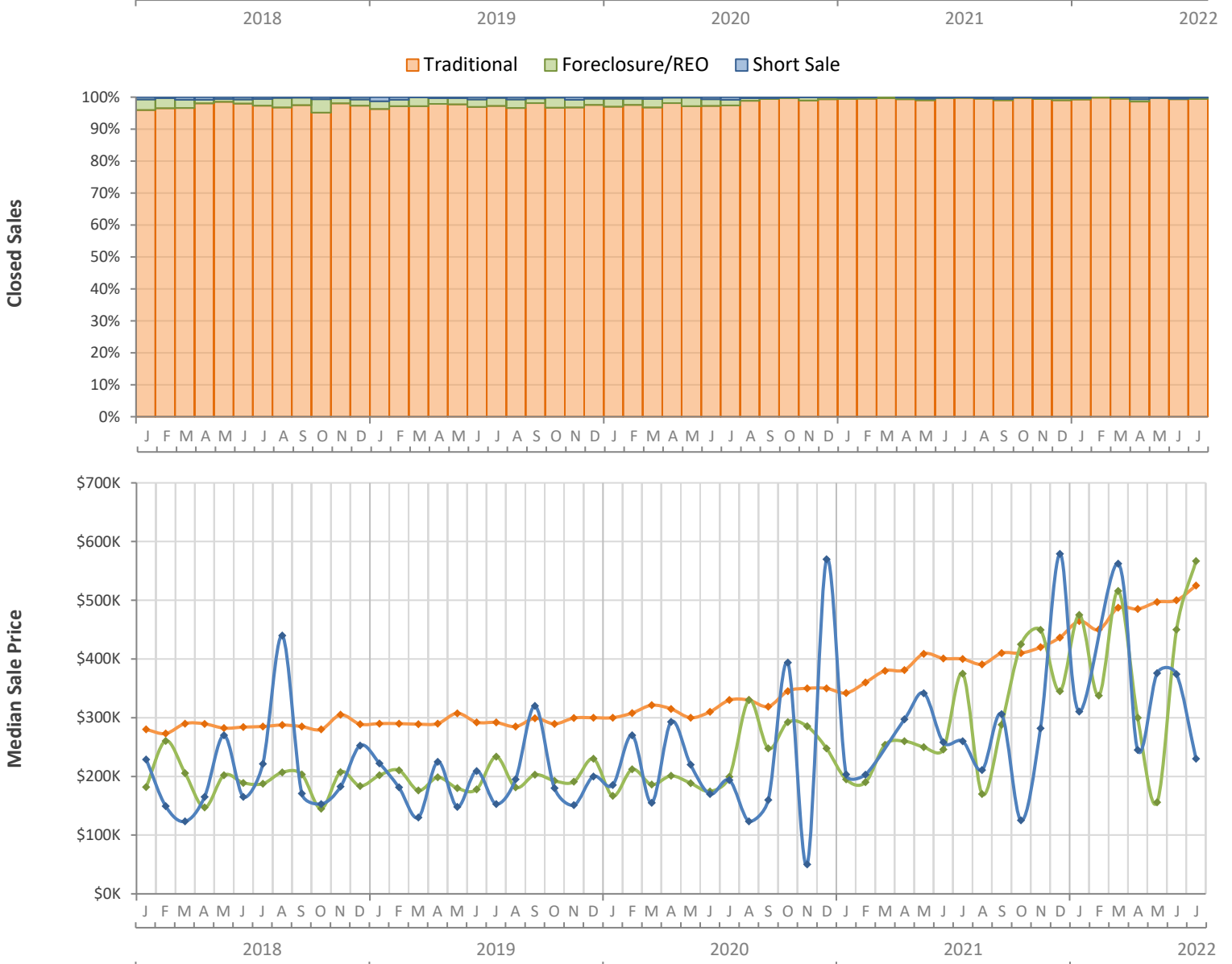
# Monthly Distressed Market - July 2022

## Single-Family Homes

### Sarasota County



		July 2022	July 2021	Percent Change Year-over-Year
Traditional	Closed Sales	674	880	-23.4%
	Median Sale Price	\$525,000	\$400,000	31.3%
Foreclosure/REO	Closed Sales	3	1	200.0%
	Median Sale Price	\$567,000	\$375,000	51.2%
Short Sale	Closed Sales	1	1	0.0%
	Median Sale Price	\$230,000	\$260,050	-11.6%



Produced by Florida REALTORS® with data provided by Florida's multiple listing services. Statistics for each month compiled from MLS feeds on the 15th day of the following month. Data released on Thursday, August 18, 2022. Next data release is Wednesday, September 21, 2022.