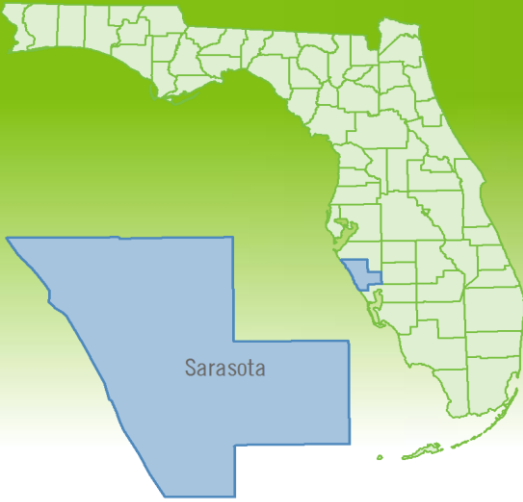


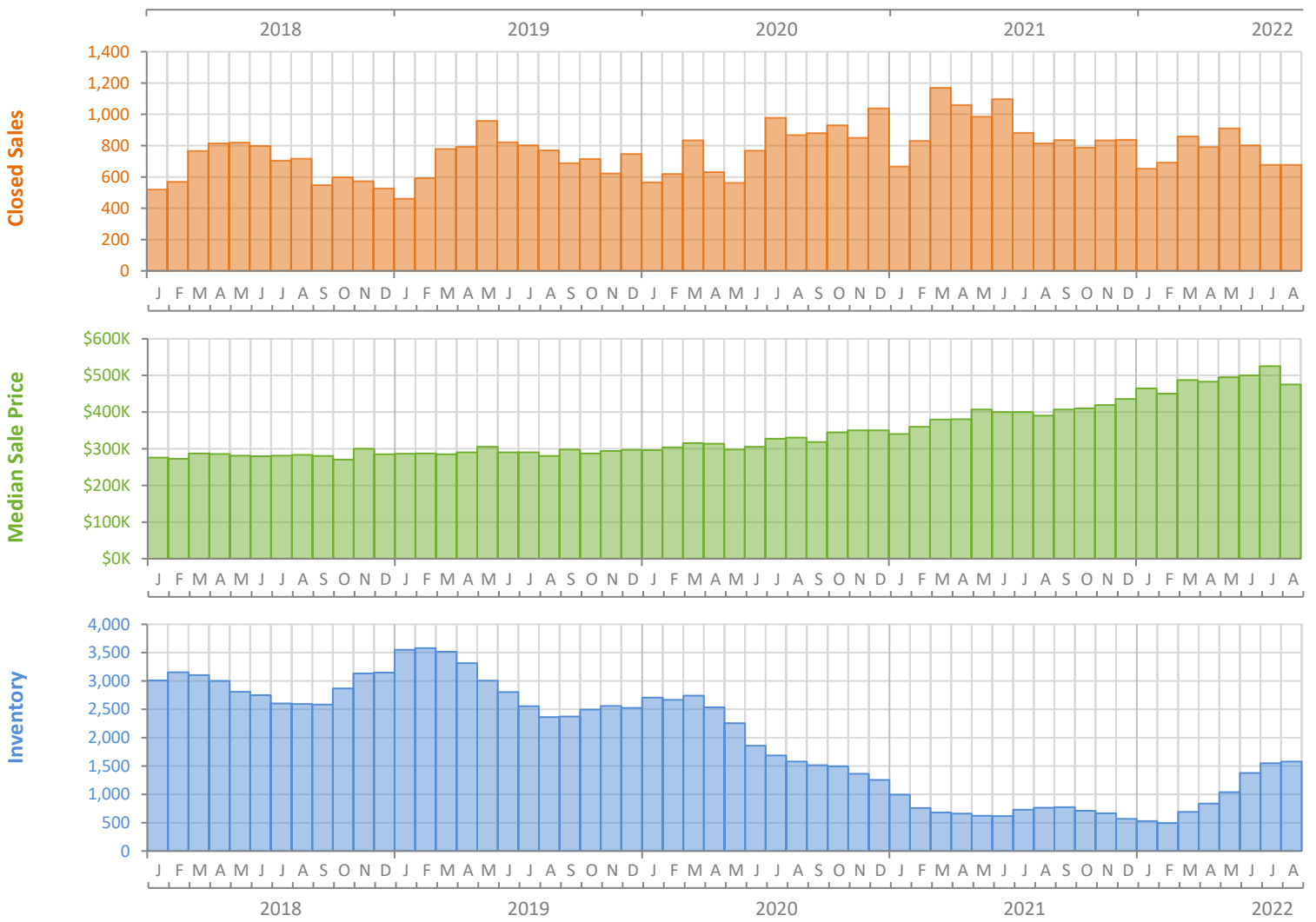
Monthly Market Summary - August 2022

Single-Family Homes

Sarasota County



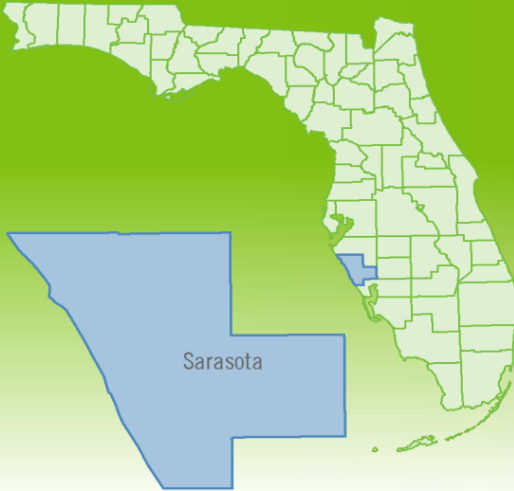
	August 2022	August 2021	Percent Change Year-over-Year
Closed Sales	678	815	-16.8%
Paid in Cash	294	367	-19.9%
Median Sale Price	\$475,250	\$390,093	21.8%
Average Sale Price	\$675,808	\$555,508	21.7%
Dollar Volume	\$458.2 Million	\$452.7 Million	1.2%
Med. Pct. of Orig. List Price Received	97.4%	100.0%	-2.6%
Median Time to Contract	14 Days	6 Days	133.3%
Median Time to Sale	56 Days	47 Days	19.1%
New Pending Sales	674	794	-15.1%
New Listings	847	919	-7.8%
Pending Inventory	1,018	1,236	-17.6%
Inventory (Active Listings)	1,577	761	107.2%
Months Supply of Inventory	2.0	0.8	150.0%



Monthly Distressed Market - August 2022

Single-Family Homes

Sarasota County



		August 2022	August 2021	Percent Change Year-over-Year
Traditional	Closed Sales	676	811	-16.6%
	Median Sale Price	\$475,500	\$391,000	21.6%
Foreclosure/REO	Closed Sales	1	1	0.0%
	Median Sale Price	\$0	\$170,116	-100.0%
Short Sale	Closed Sales	1	3	-66.7%
	Median Sale Price	\$305,000	\$211,000	44.5%

