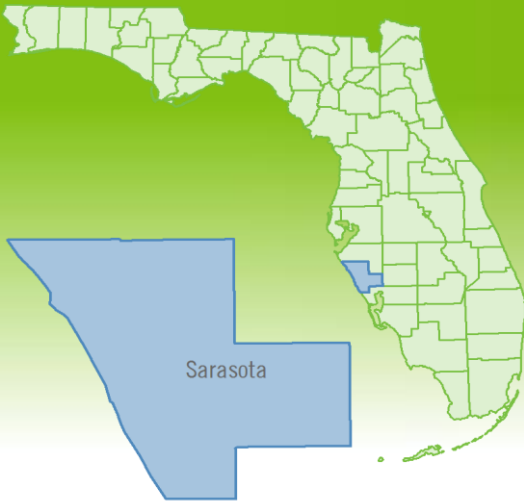


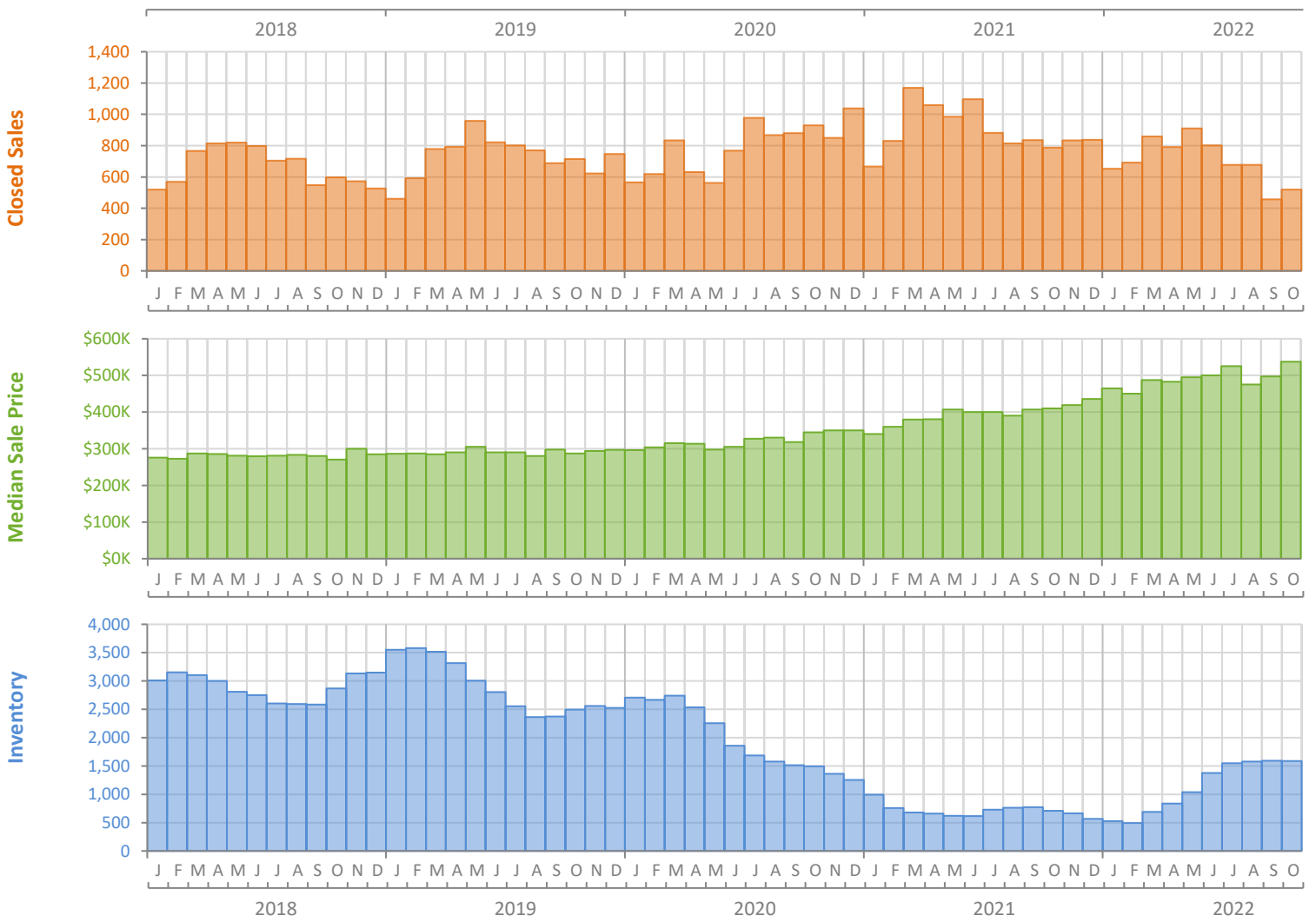
Monthly Market Summary - October 2022

Single-Family Homes

Sarasota County



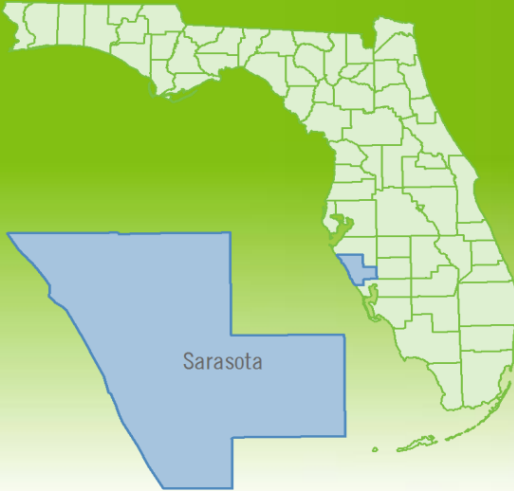
	October 2022	October 2021	Percent Change Year-over-Year
Closed Sales	520	788	-34.0%
Paid in Cash	220	339	-35.1%
Median Sale Price	\$537,500	\$410,000	31.1%
Average Sale Price	\$694,106	\$593,562	16.9%
Dollar Volume	\$360.9 Million	\$467.7 Million	-22.8%
Med. Pct. of Orig. List Price Received	96.7%	100.0%	-3.3%
Median Time to Contract	20 Days	7 Days	185.7%
Median Time to Sale	68 Days	47 Days	44.7%
New Pending Sales	352	843	-58.2%
New Listings	559	829	-32.6%
Pending Inventory	804	1,265	-36.4%
Inventory (Active Listings)	1,587	709	123.8%
Months Supply of Inventory	2.2	0.8	175.0%



Monthly Distressed Market - October 2022

Single-Family Homes

Sarasota County



		October 2022	October 2021	Percent Change Year-over-Year
Traditional	Closed Sales	520	786	-33.8%
	Median Sale Price	\$537,500	\$410,000	31.1%
Foreclosure/REO	Closed Sales	0	1	-100.0%
	Median Sale Price	(No Sales)	\$425,000	N/A
Short Sale	Closed Sales	0	1	-100.0%
	Median Sale Price	(No Sales)	\$125,000	N/A

