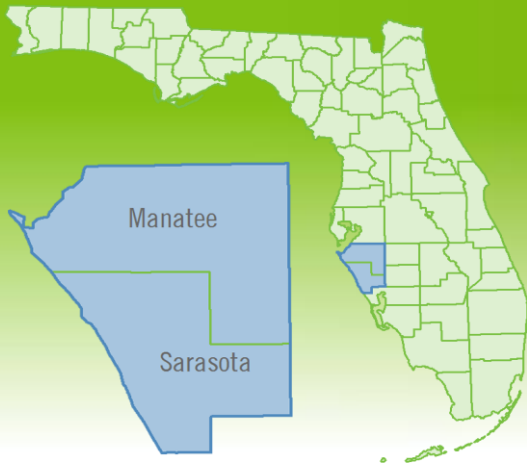


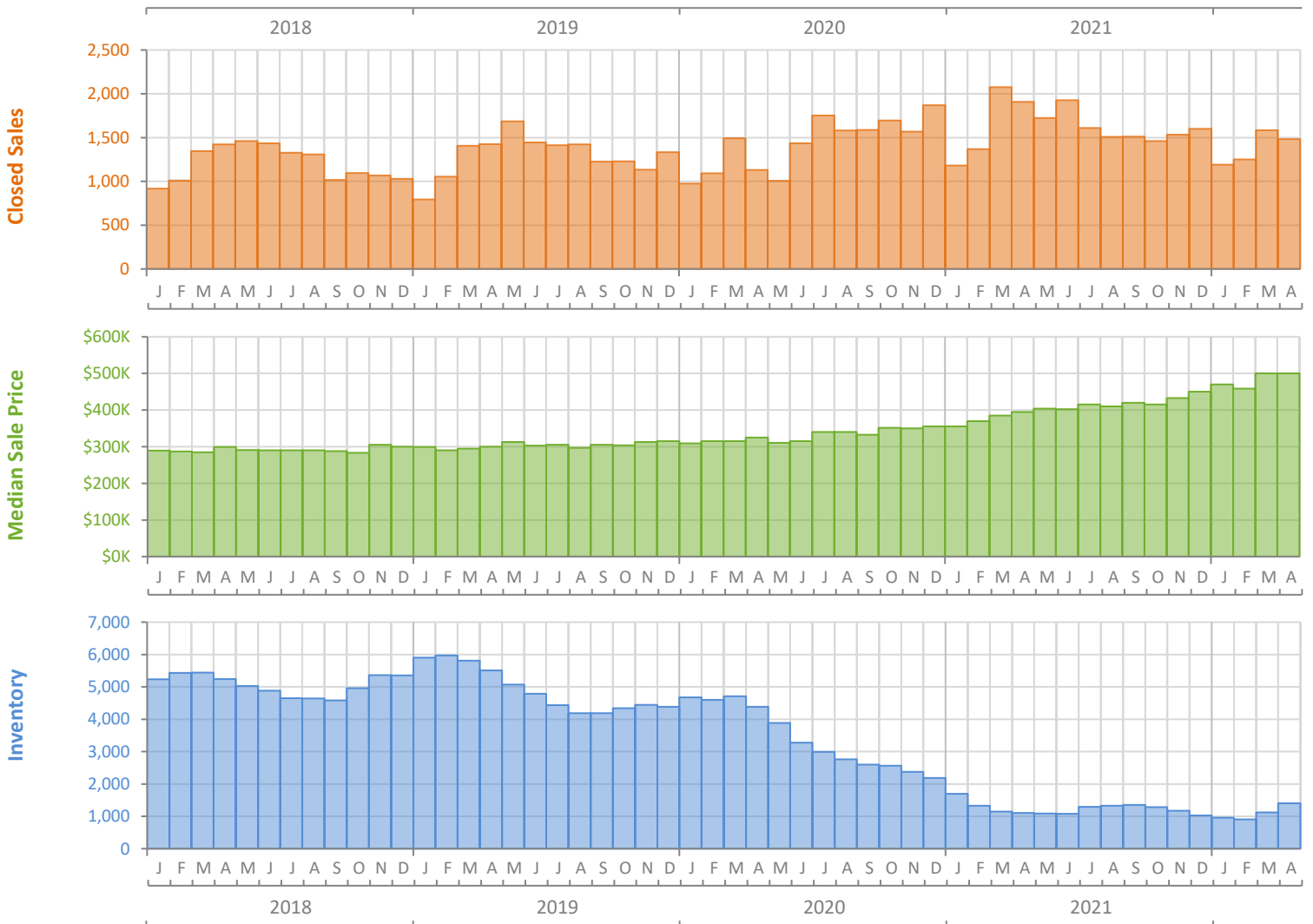
# Monthly Market Summary - April 2022

## Single-Family Homes

### North Port-Sarasota-Bradenton MSA



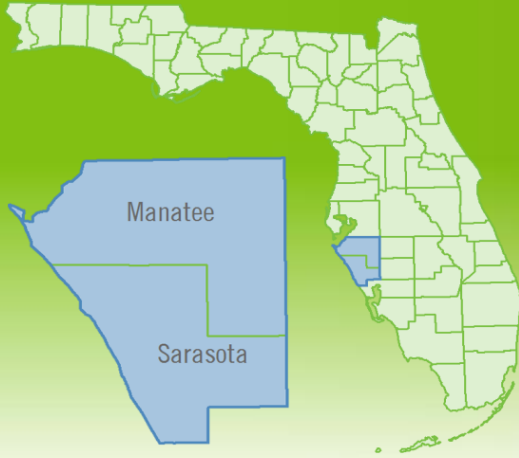
	April 2022	April 2021	Percent Change Year-over-Year
Closed Sales	1,484	1,907	-22.2%
Paid in Cash	697	770	-9.5%
Median Sale Price	\$500,000	\$395,000	26.6%
Average Sale Price	\$722,776	\$595,748	21.3%
Dollar Volume	\$1.1 Billion	\$1.1 Billion	-5.6%
Med. Pct. of Orig. List Price Received	100.2%	100.0%	0.2%
Median Time to Contract	5 Days	7 Days	-28.6%
Median Time to Sale	44 Days	53 Days	-17.0%
New Pending Sales	1,471	1,722	-14.6%
New Listings	1,910	1,817	5.1%
Pending Inventory	2,310	2,787	-17.1%
Inventory (Active Listings)	1,402	1,103	27.1%
Months Supply of Inventory	0.9	0.7	28.6%



# Monthly Distressed Market - April 2022

## Single-Family Homes

### North Port-Sarasota-Bradenton MSA



		April 2022	April 2021	Percent Change Year-over-Year
Traditional	Closed Sales	1,472	1,895	-22.3%
	Median Sale Price	\$500,000	\$395,000	26.6%
Foreclosure/REO	Closed Sales	7	9	-22.2%
	Median Sale Price	\$290,000	\$260,000	11.5%
Short Sale	Closed Sales	5	3	66.7%
	Median Sale Price	\$245,000	\$279,300	-12.3%

