

# Monthly Market Summary - March 2023

## Townhouses and Condos

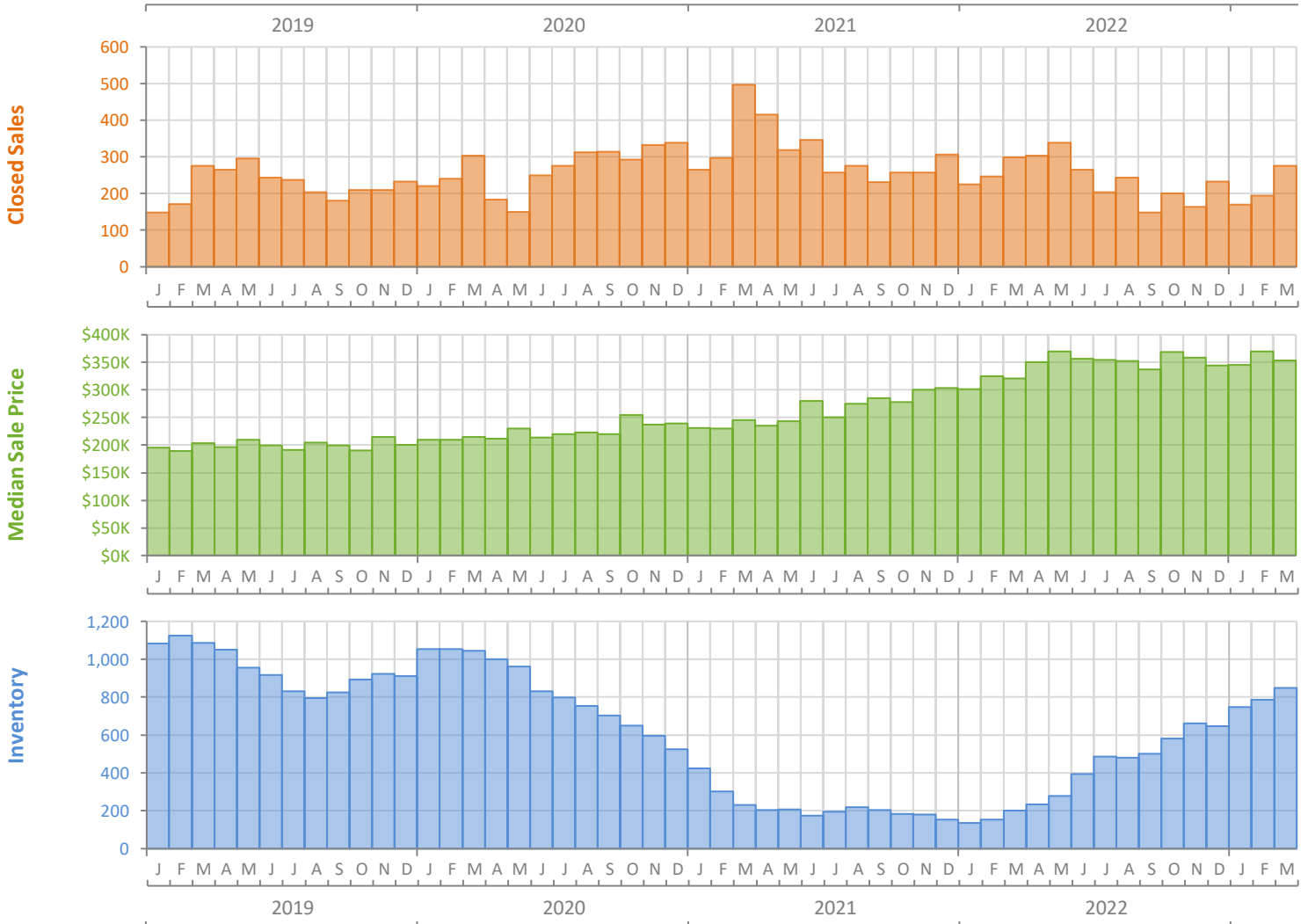
### Manatee County



**FloridaRealtors®**  
The Voice for Real Estate® in Florida



	March 2023	March 2022	Percent Change Year-over-Year
Closed Sales	275	298	-7.7%
Paid in Cash	153	188	-18.6%
Median Sale Price	\$353,000	\$320,539	10.1%
Average Sale Price	\$419,574	\$394,151	6.5%
Dollar Volume	\$115.4 Million	\$117.5 Million	-1.8%
Med. Pct. of Orig. List Price Received	96.5%	100.2%	-3.7%
Median Time to Contract	23 Days	5 Days	360.0%
Median Time to Sale	60 Days	42 Days	42.9%
New Pending Sales	293	311	-5.8%
New Listings	377	363	3.9%
Pending Inventory	462	454	1.8%
Inventory (Active Listings)	849	201	322.4%
Months Supply of Inventory	3.7	0.7	428.6%



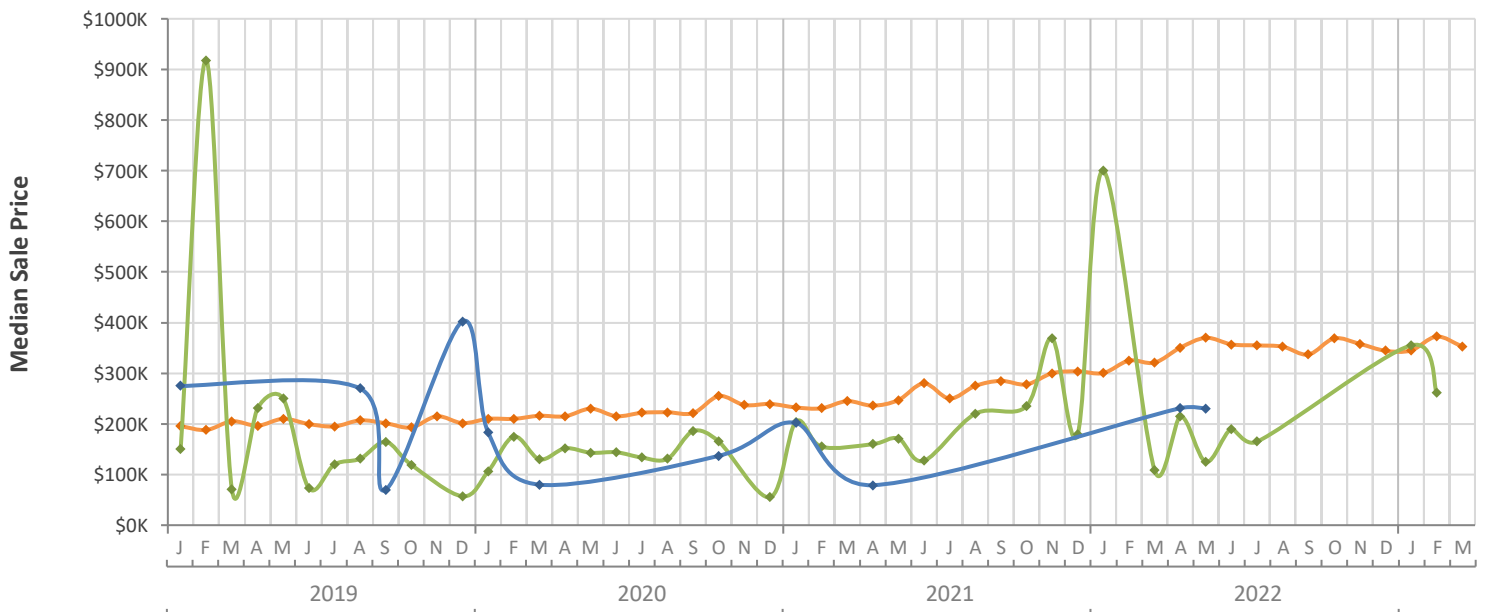
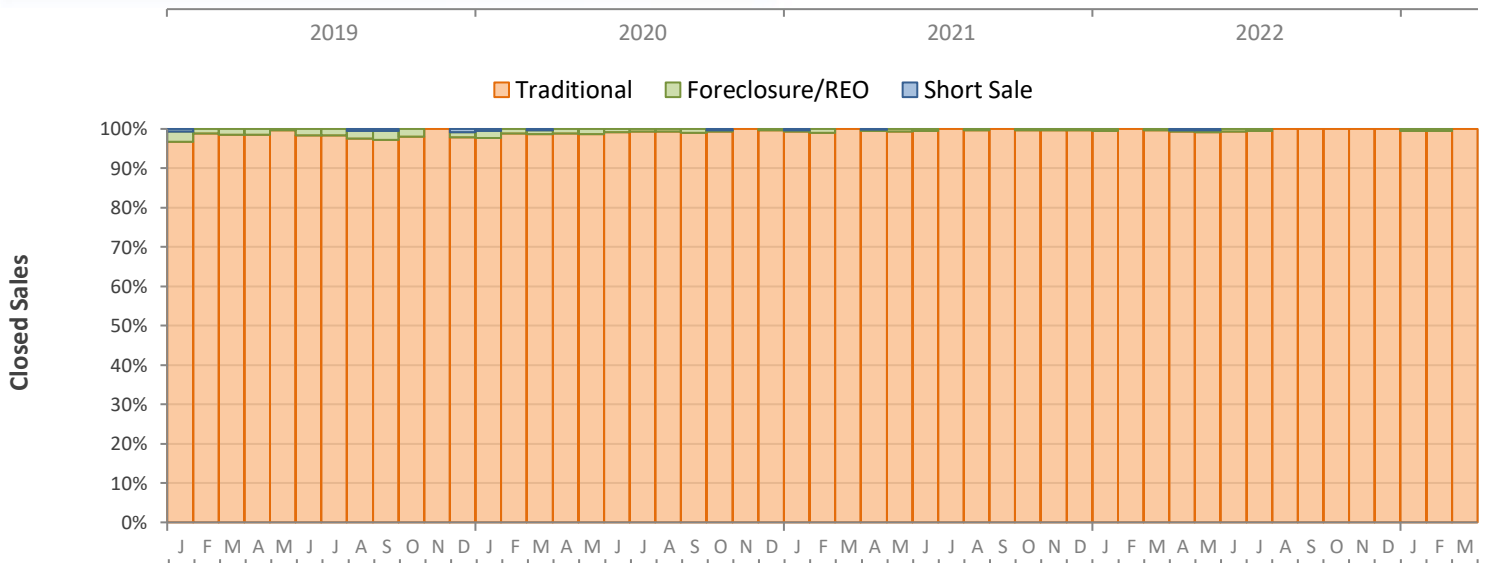
# Monthly Distressed Market - March 2023

## Townhouses and Condos

### Manatee County



		March 2023	March 2022	Percent Change Year-over-Year
Traditional	Closed Sales	275	297	-7.4%
	Median Sale Price	\$353,000	\$321,000	10.0%
Foreclosure/REO	Closed Sales	0	1	-100.0%
	Median Sale Price	(No Sales)	\$108,575	N/A
Short Sale	Closed Sales	0	0	N/A
	Median Sale Price	(No Sales)	(No Sales)	N/A



Produced by Florida REALTORS® with data provided by Florida's multiple listing services. Statistics for each month compiled from MLS feeds on the 15th day of the following month. Data released on Friday, April 21, 2023. Next data release is Thursday, May 18, 2023.