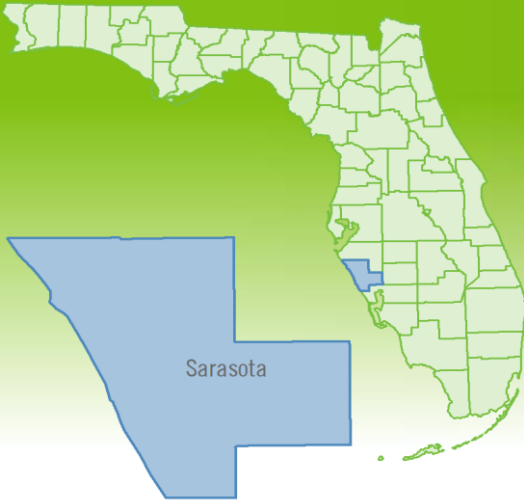


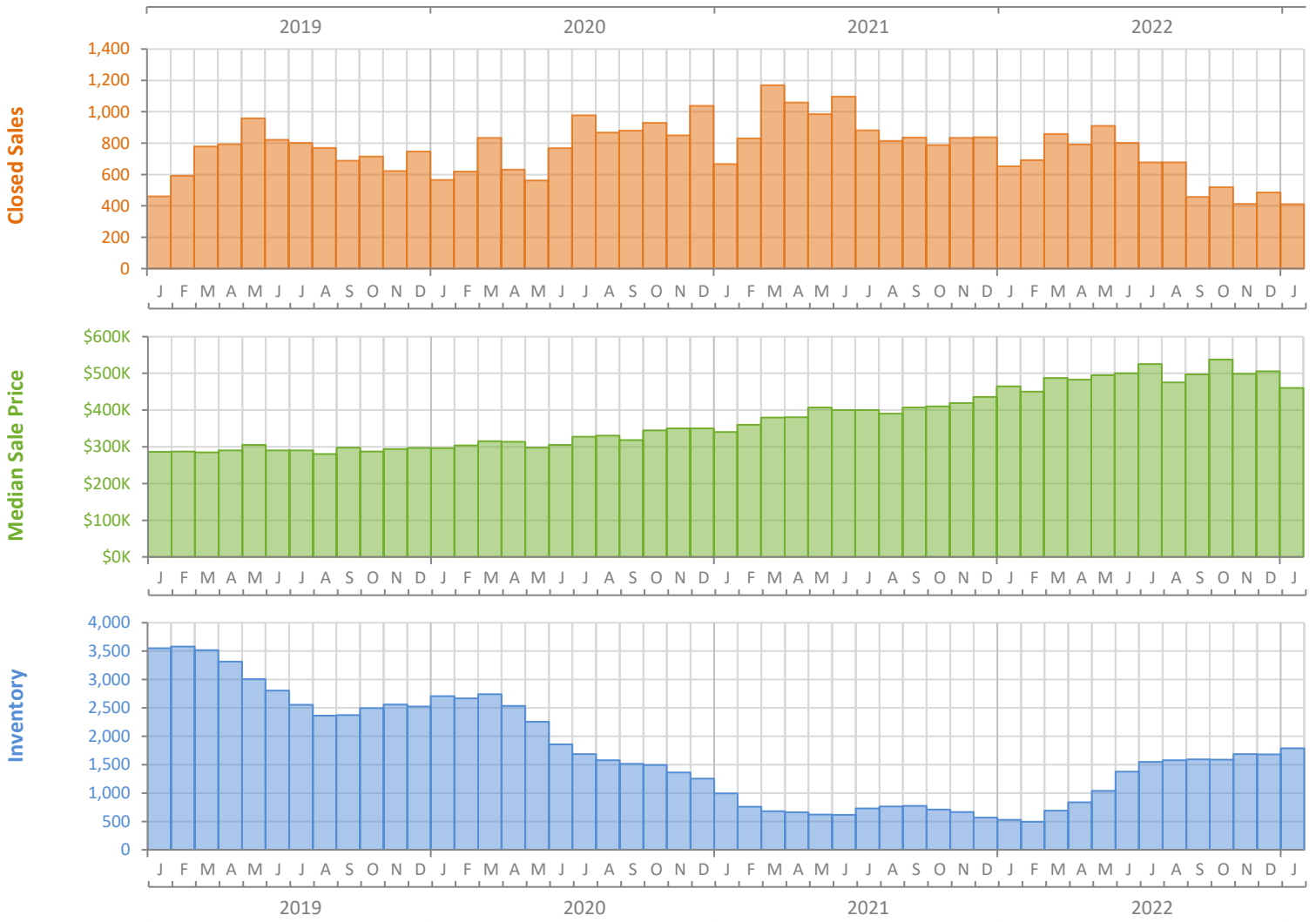
# Monthly Market Summary - January 2023

## Single-Family Homes

### Sarasota County



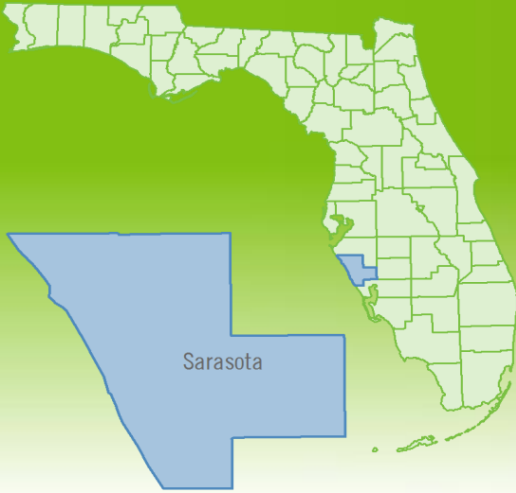
	January 2023	January 2022	Percent Change Year-over-Year
Closed Sales	411	653	-37.1%
Paid in Cash	188	305	-38.4%
Median Sale Price	\$459,999	\$464,500	-1.0%
Average Sale Price	\$674,468	\$680,882	-0.9%
Dollar Volume	\$277.2 Million	\$444.6 Million	-37.7%
Med. Pct. of Orig. List Price Received	95.2%	100.0%	-4.8%
Median Time to Contract	29 Days	7 Days	314.3%
Median Time to Sale	74 Days	52 Days	42.3%
New Pending Sales	666	799	-16.6%
New Listings	858	811	5.8%
Pending Inventory	1,057	1,158	-8.7%
Inventory (Active Listings)	1,787	528	238.4%
Months Supply of Inventory	2.8	0.6	366.7%



# Monthly Distressed Market - January 2023

## Single-Family Homes

### Sarasota County



		January 2023	January 2022	Percent Change Year-over-Year
Traditional	Closed Sales	411	648	-36.6%
	Median Sale Price	\$459,999	\$464,750	-1.0%
Foreclosure/REO	Closed Sales	0	3	-100.0%
	Median Sale Price	(No Sales)	\$475,000	N/A
Short Sale	Closed Sales	0	2	-100.0%
	Median Sale Price	(No Sales)	\$310,500	N/A

