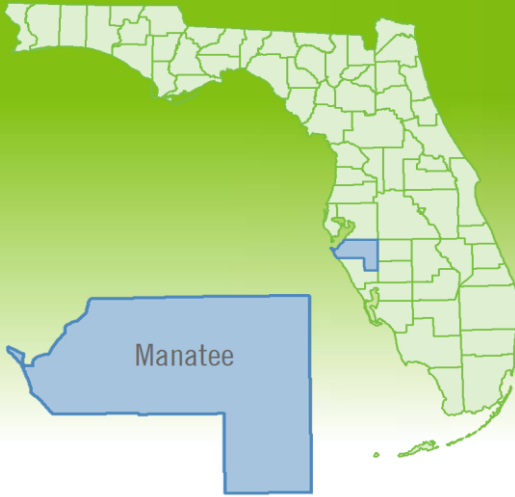


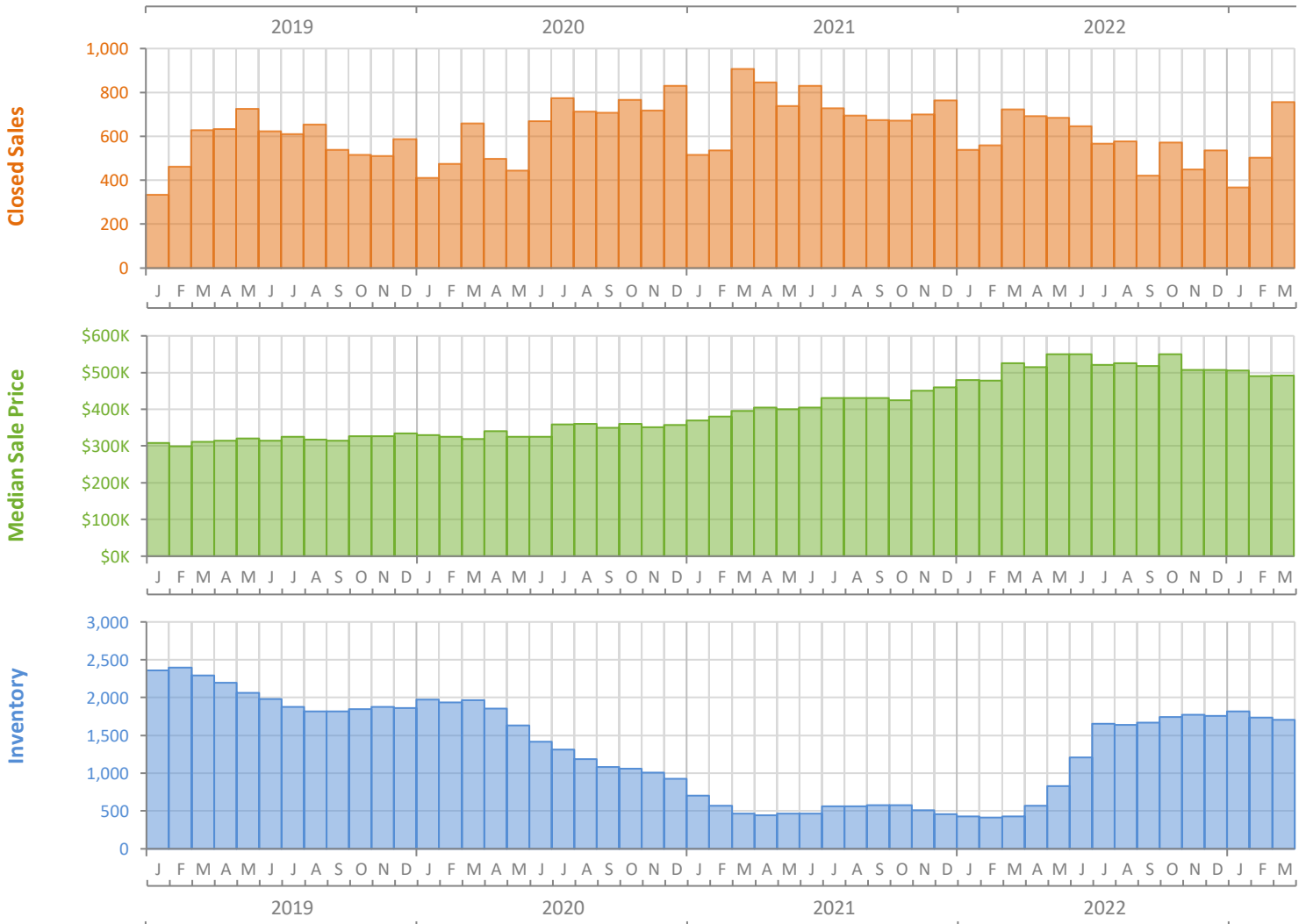
Monthly Market Summary - March 2023

Single-Family Homes

Manatee County



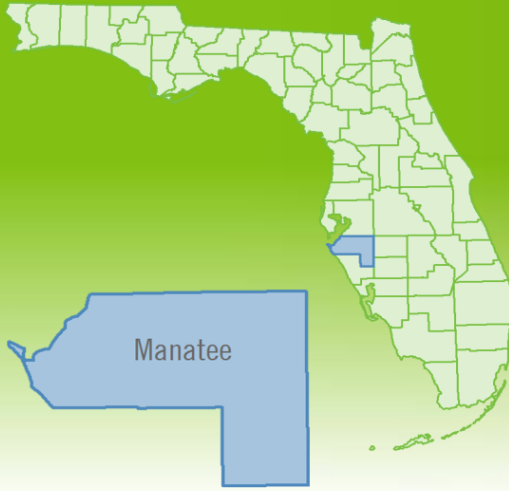
	March 2023	March 2022	Percent Change Year-over-Year
Closed Sales	756	724	4.4%
Paid in Cash	240	278	-13.7%
Median Sale Price	\$491,988	\$525,000	-6.3%
Average Sale Price	\$638,055	\$703,385	-9.3%
Dollar Volume	\$482.4 Million	\$509.3 Million	-5.3%
Med. Pct. of Orig. List Price Received	94.5%	100.0%	-5.5%
Median Time to Contract	46 Days	5 Days	820.0%
Median Time to Sale	102 Days	43 Days	137.2%
New Pending Sales	761	705	7.9%
New Listings	843	837	0.7%
Pending Inventory	1,233	1,091	13.0%
Inventory (Active Listings)	1,706	431	295.8%
Months Supply of Inventory	3.0	0.6	400.0%



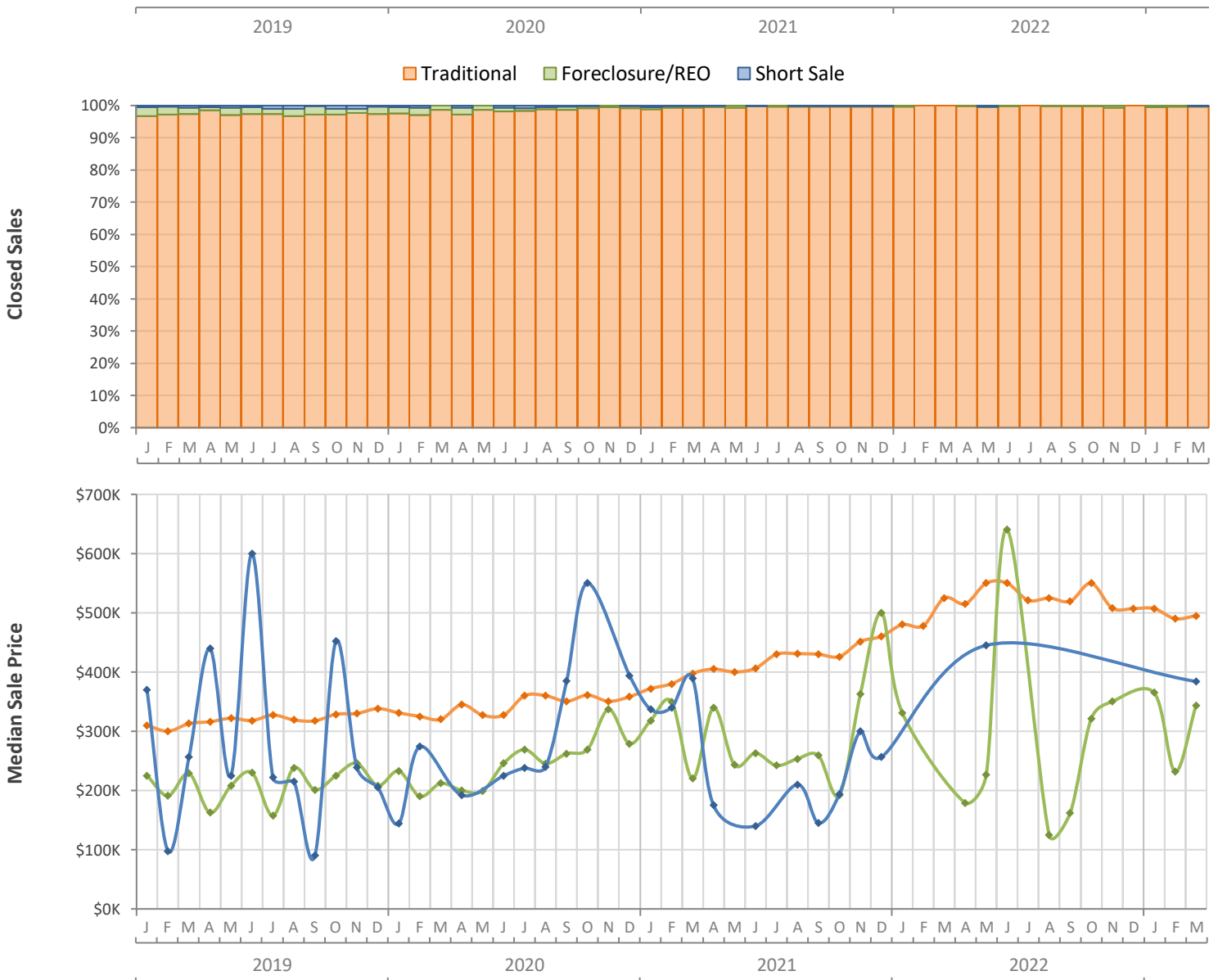
Monthly Distressed Market - March 2023

Single-Family Homes

Manatee County



		March 2023	March 2022	Percent Change Year-over-Year
Traditional	Closed Sales	753	724	4.0%
	Median Sale Price	\$495,000	\$525,000	-5.7%
Foreclosure/REO	Closed Sales	2	0	N/A
	Median Sale Price	\$343,401	(No Sales)	N/A
Short Sale	Closed Sales	1	0	N/A
	Median Sale Price	\$383,935	(No Sales)	N/A



Produced by Florida REALTORS® with data provided by Florida's multiple listing services. Statistics for each month compiled from MLS feeds on the 15th day of the following month. Data released on Friday, April 21, 2023. Next data release is Thursday, May 18, 2023.