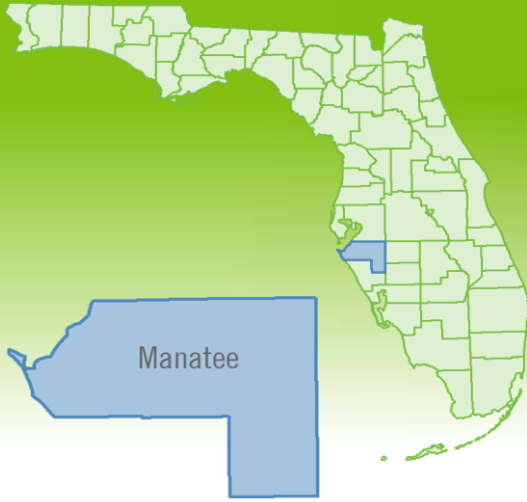


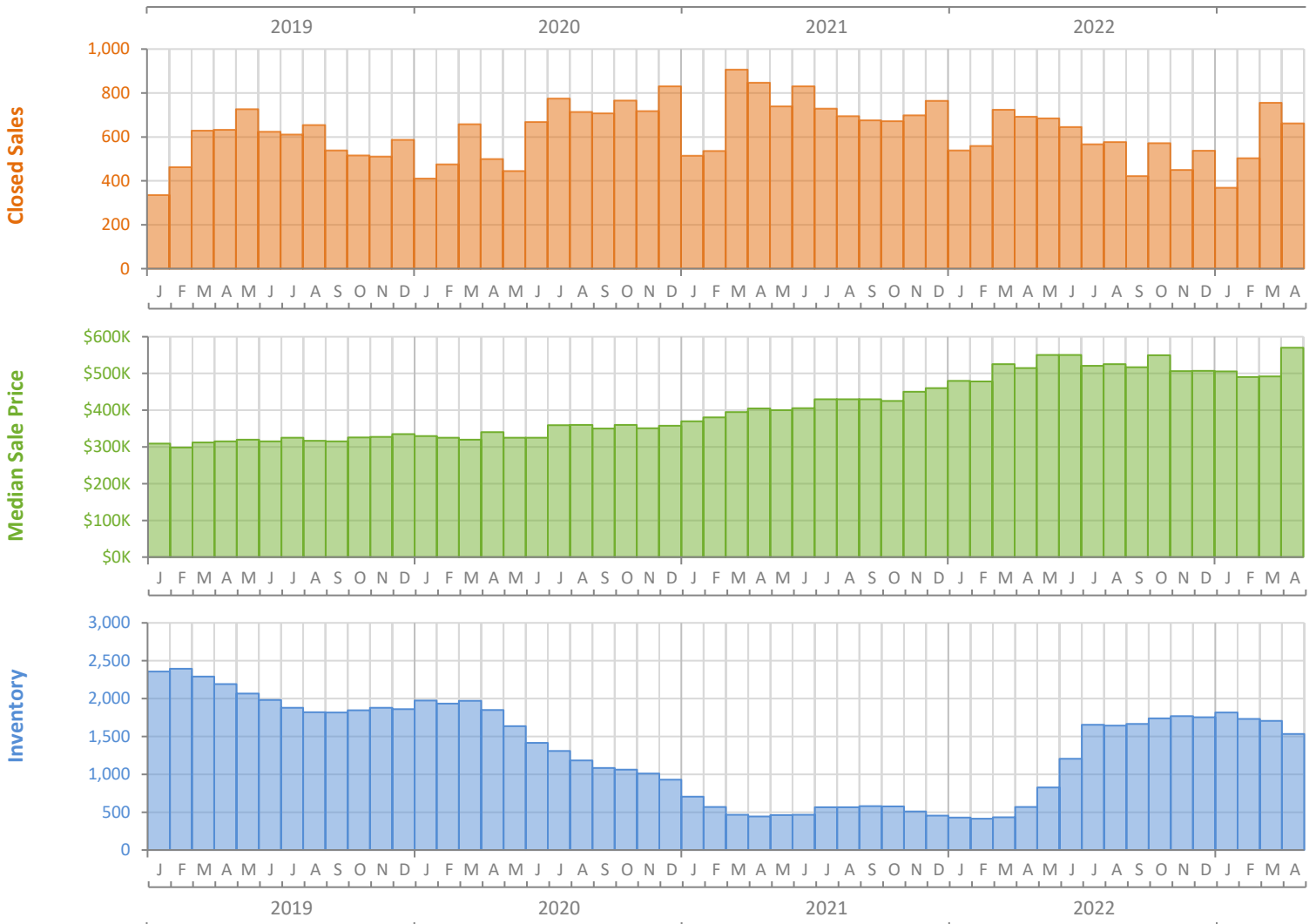
Monthly Market Summary - April 2023

Single-Family Homes

Manatee County



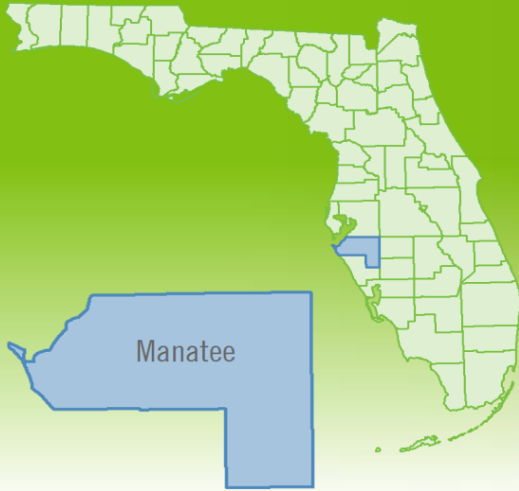
	April 2023	April 2022	Percent Change Year-over-Year
Closed Sales	662	692	-4.3%
Paid in Cash	223	299	-25.4%
Median Sale Price	\$570,000	\$515,000	10.7%
Average Sale Price	\$735,779	\$729,375	0.9%
Dollar Volume	\$487.1 Million	\$504.7 Million	-3.5%
Med. Pct. of Orig. List Price Received	96.3%	100.0%	-3.7%
Median Time to Contract	28 Days	5 Days	460.0%
Median Time to Sale	76 Days	46 Days	65.2%
New Pending Sales	772	593	30.2%
New Listings	733	806	-9.1%
Pending Inventory	1,371	1,014	35.2%
Inventory (Active Listings)	1,531	568	169.5%
Months Supply of Inventory	2.7	0.8	237.5%



Monthly Distressed Market - April 2023

Single-Family Homes

Manatee County



		April 2023	April 2022	Percent Change Year-over-Year
Traditional	Closed Sales	661	691	-4.3%
	Median Sale Price	\$570,000	\$515,000	10.7%
Foreclosure/REO	Closed Sales	1	1	0.0%
	Median Sale Price	\$376,425	\$179,000	110.3%
Short Sale	Closed Sales	0	0	N/A
	Median Sale Price	(No Sales)	(No Sales)	N/A

