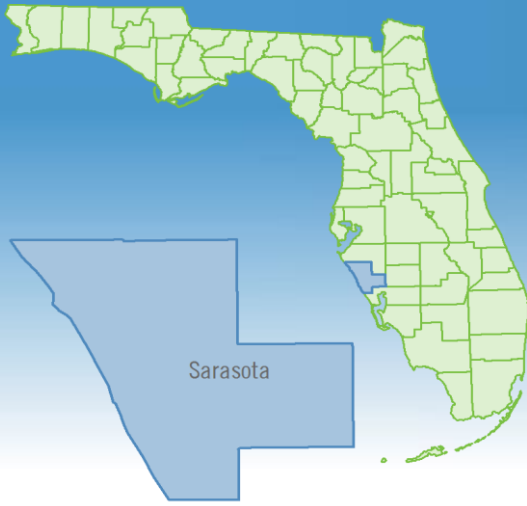


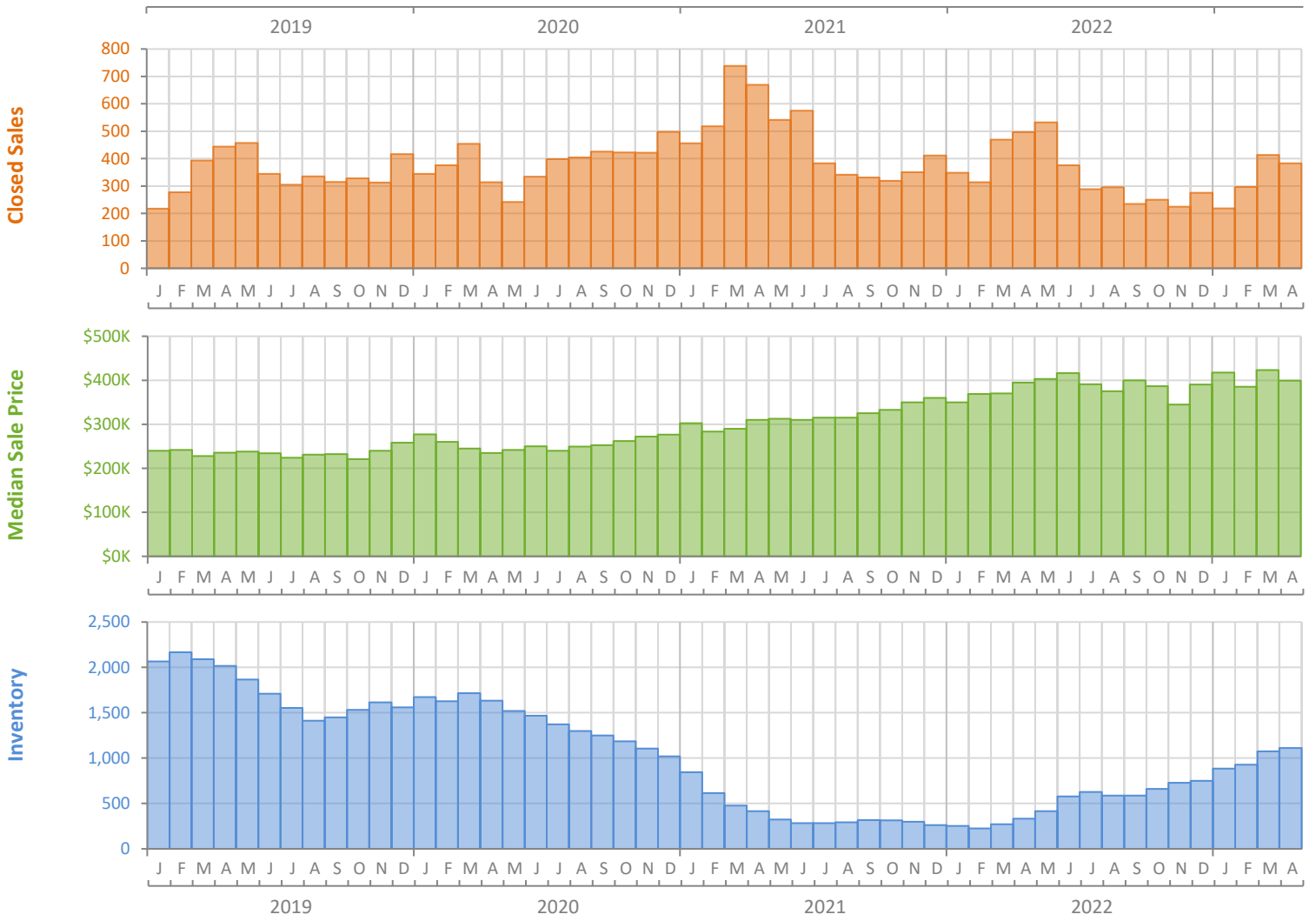
# Monthly Market Summary - April 2023

## Townhouses and Condos

### Sarasota County



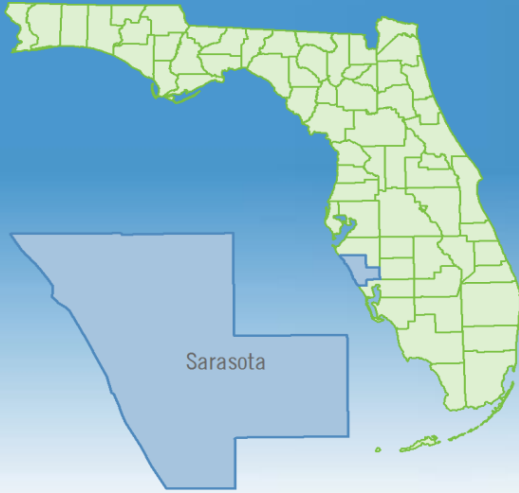
	April 2023	April 2022	Percent Change Year-over-Year
Closed Sales	383	497	-22.9%
Paid in Cash	238	341	-30.2%
Median Sale Price	\$399,000	\$395,000	1.0%
Average Sale Price	\$561,621	\$584,968	-4.0%
Dollar Volume	\$215.1 Million	\$290.7 Million	-26.0%
Med. Pct. of Orig. List Price Received	96.4%	100.7%	-4.3%
Median Time to Contract	22 Days	5 Days	340.0%
Median Time to Sale	67 Days	47 Days	42.6%
New Pending Sales	452	423	6.9%
New Listings	536	504	6.3%
Pending Inventory	809	822	-1.6%
Inventory (Active Listings)	1,112	333	233.9%
Months Supply of Inventory	3.5	0.8	337.5%



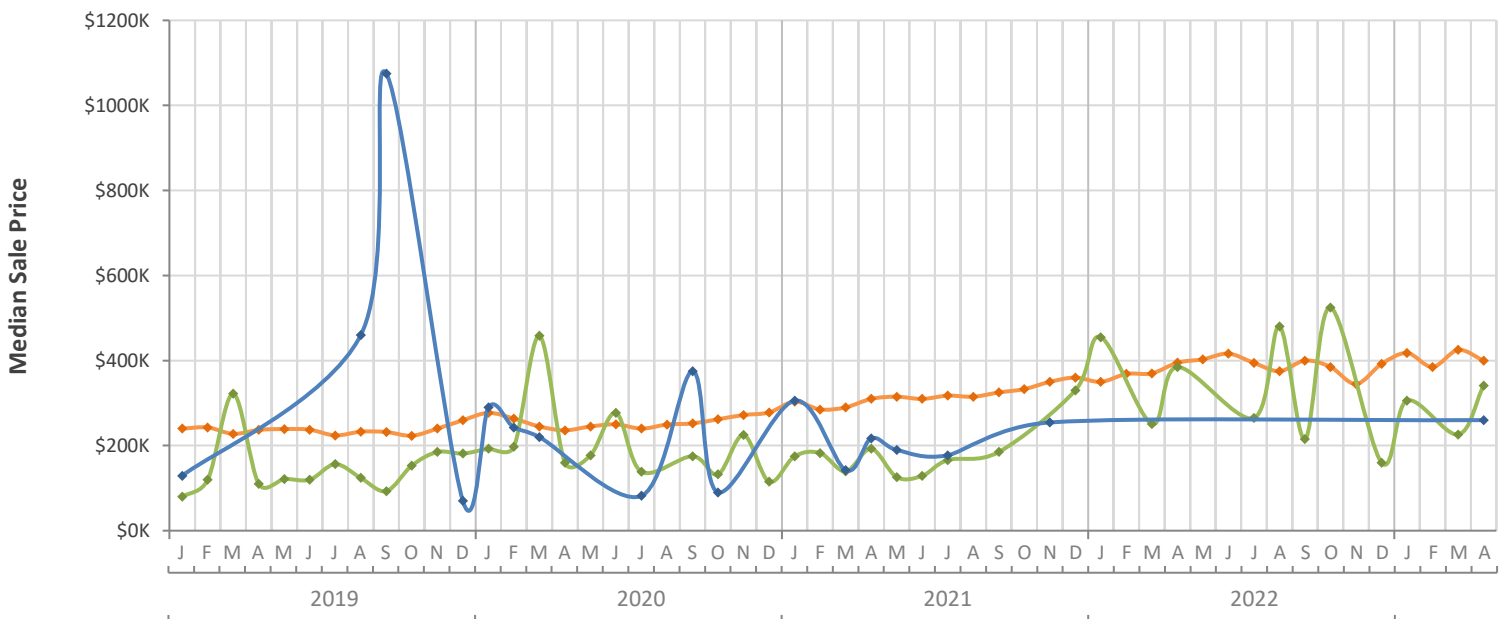
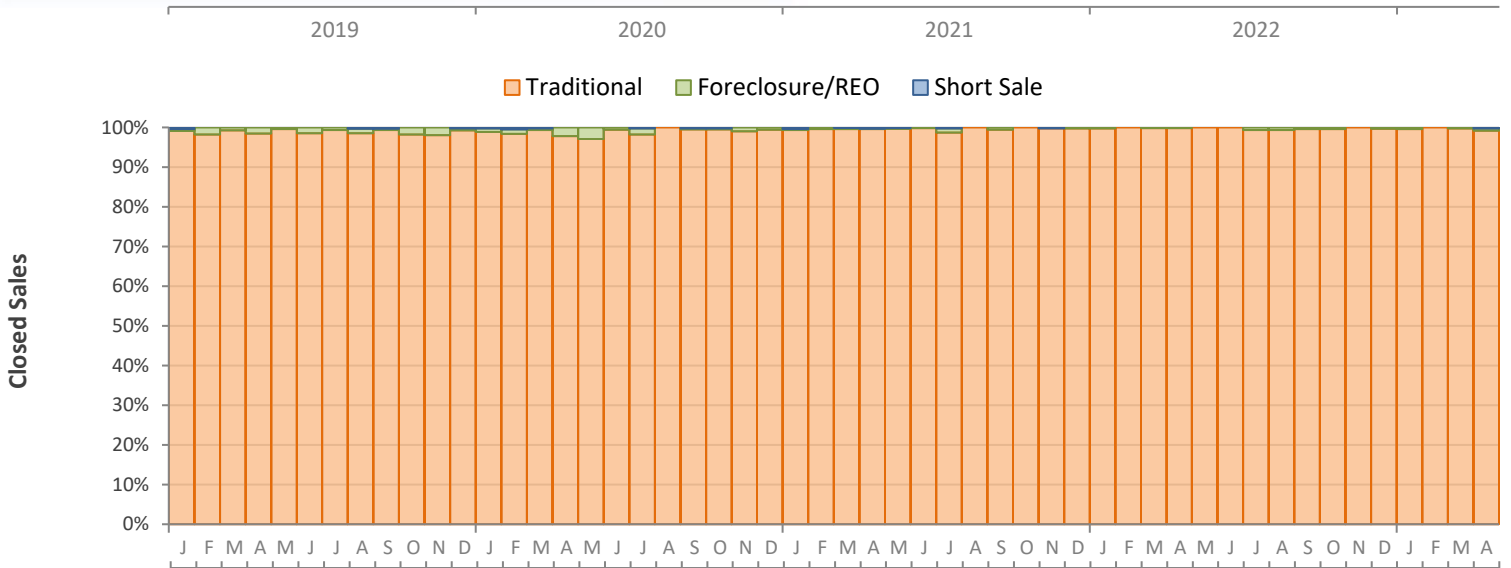
# Monthly Distressed Market - April 2023

## Townhouses and Condos

### Sarasota County



		April 2023	April 2022	Percent Change Year-over-Year
Traditional	Closed Sales	380	496	-23.4%
	Median Sale Price	\$399,950	\$395,000	1.3%
Foreclosure/REO	Closed Sales	2	1	100.0%
	Median Sale Price	\$341,000	\$385,000	-11.4%
Short Sale	Closed Sales	1	0	N/A
	Median Sale Price	\$260,000	(No Sales)	N/A



Produced by Florida REALTORS® with data provided by Florida's multiple listing services. Statistics for each month compiled from MLS feeds on the 15th day of the following month. Data released on Thursday, May 18, 2023. Next data release is Thursday, June 22, 2023.