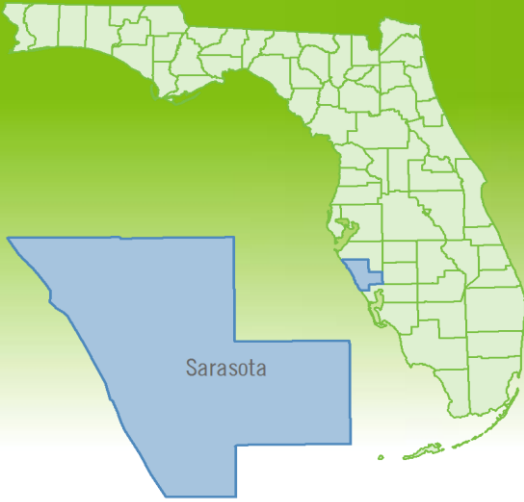


Yearly Market Summary - 2022

Single-Family Homes

Sarasota County



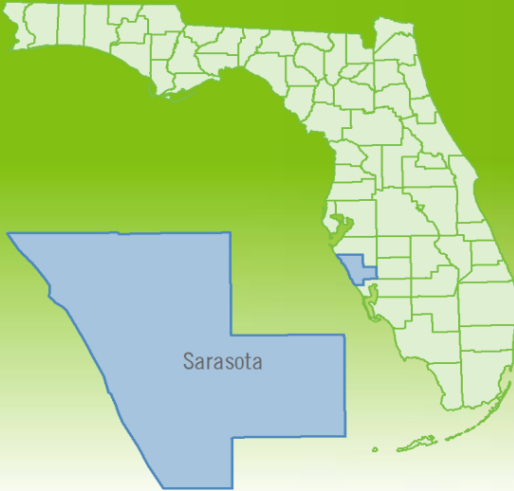
	2022	2021	Percent Change Year-over-Year
Closed Sales	7,940	10,798	-26.5%
Paid in Cash	3,776	4,776	-20.9%
Median Sale Price	\$493,000	\$395,945	24.5%
Average Sale Price	\$684,442	\$576,936	18.6%
Dollar Volume	\$5.4 Billion	\$6.2 Billion	-12.8%
Med. Pct. of Orig. List Price Received	100.0%	100.0%	0.0%
Median Time to Contract	9 Days	7 Days	28.6%
Median Time to Sale	50 Days	51 Days	-2.0%
New Pending Sales	7,677	10,502	-26.9%
New Listings	10,227	10,684	-4.3%
Pending Inventory	809	998	-18.9%
Inventory (Active Listings)	1,682	568	196.1%
Months Supply of Inventory	2.5	0.6	316.7%



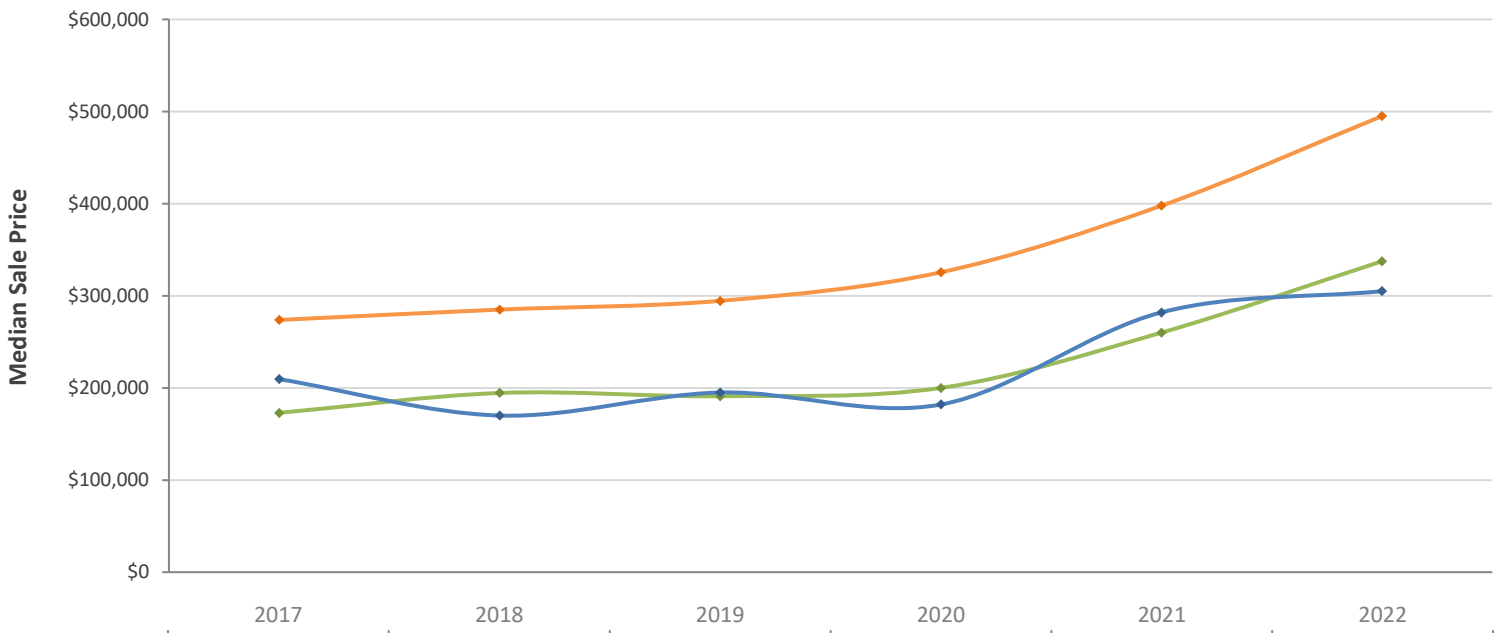
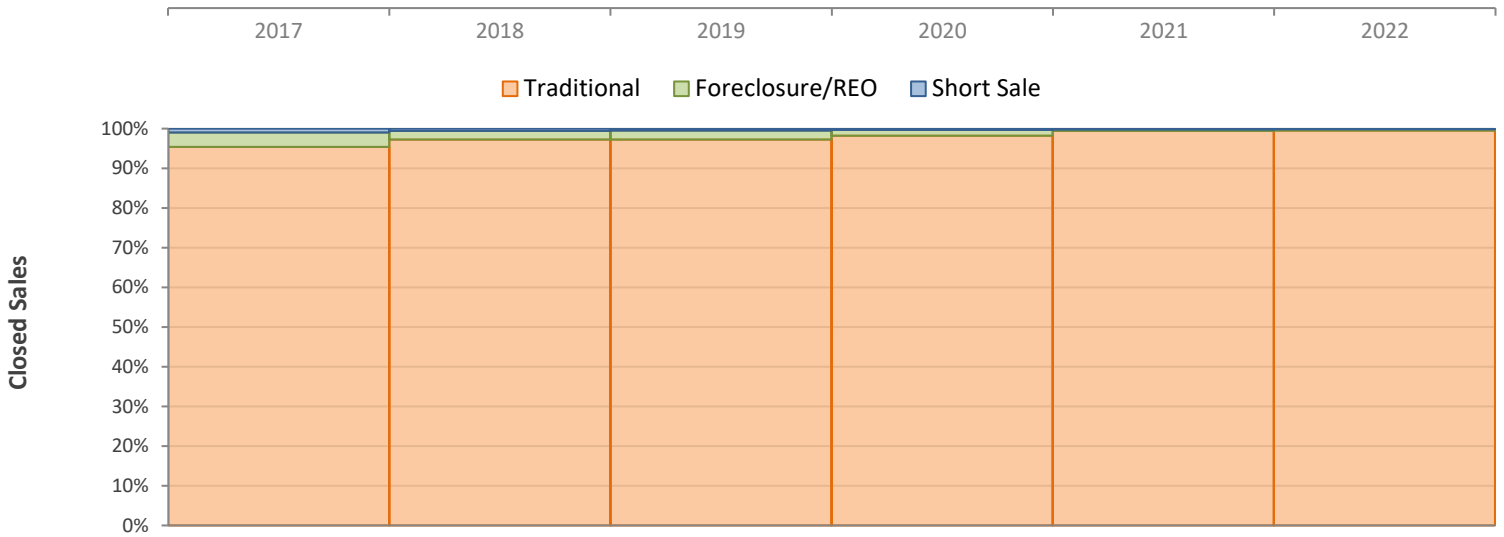
Yearly Distressed Market - 2022

Single-Family Homes

Sarasota County



		2022	2021	Percent Change Year-over-Year
Traditional	Closed Sales	7,901	10,736	-26.4%
	Median Sale Price	\$495,000	\$397,750	24.5%
Foreclosure/REO	Closed Sales	22	35	-37.1%
	Median Sale Price	\$337,500	\$260,000	29.8%
Short Sale	Closed Sales	17	27	-37.0%
	Median Sale Price	\$305,000	\$282,000	8.2%



Produced by Florida REALTORS® with data provided by Florida's multiple listing services. Statistics for each month compiled from MLS feeds on the 15th day of the following month. Data released on Friday, January 20, 2023. Next yearly data release is TBD.