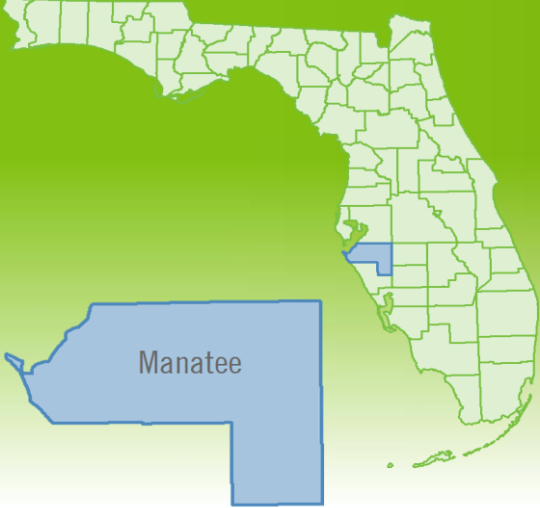


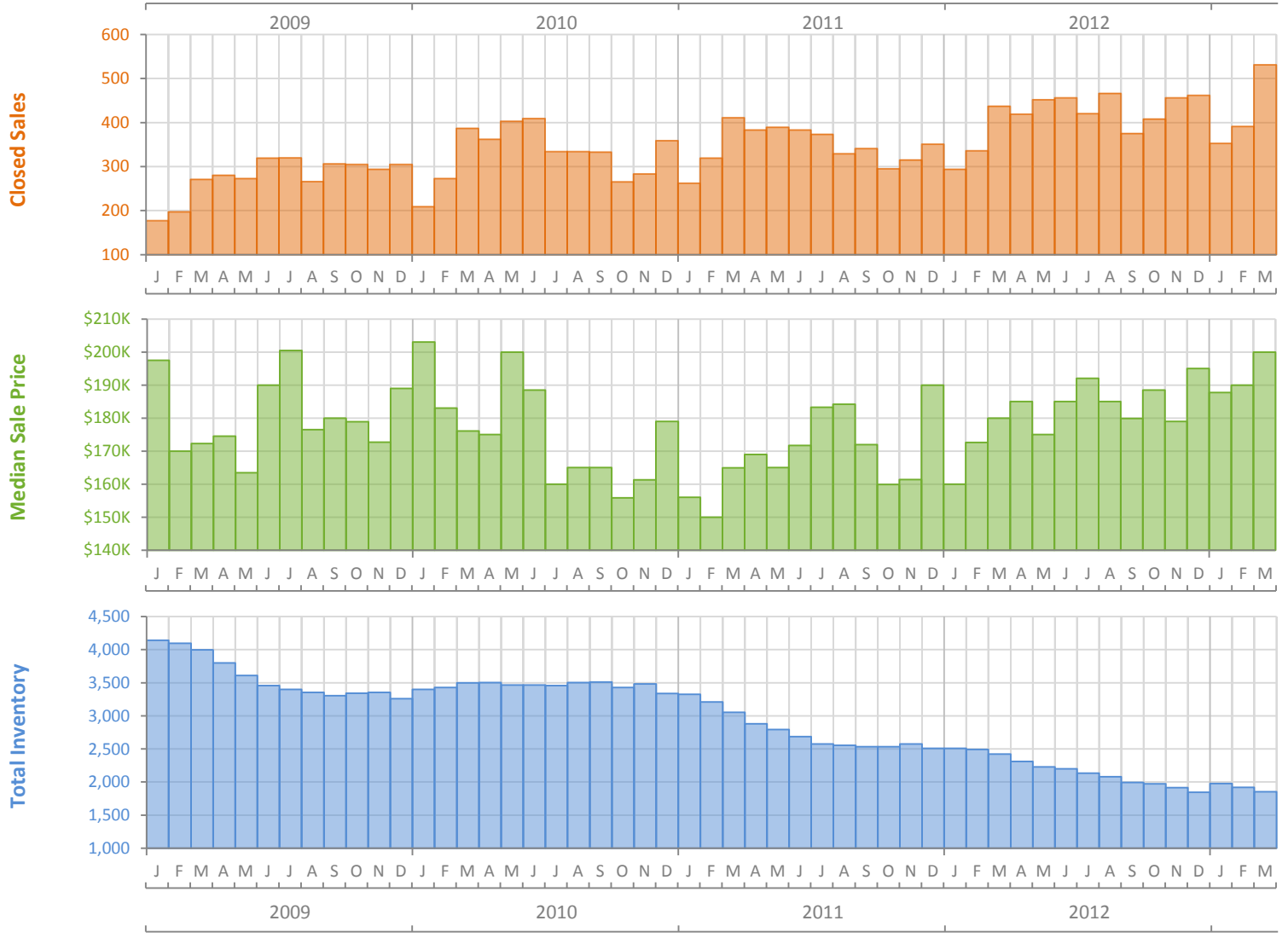
Monthly Market Summary - March 2013

Single Family Homes

Manatee County



	March 2013	March 2012	Percent Change Year-over-Year
Closed Sales	531	437	21.5%
Cash Sales	275	204	34.8%
New Pending Sales	571	504	13.3%
New Listings	649	610	6.4%
Median Sale Price	\$200,000	\$180,000	11.1%
Average Sale Price	\$249,877	\$227,900	9.6%
Median Days on Market	49	59	-16.9%
Avg. Percent of Original List Price Received	93.7%	91.9%	2.0%
Pending Inventory	1,133	(No Data)	N/A
Inventory (Active Listings)	1,855	2,423	-23.4%
Months Supply of Inventory	4.3	6.9	-37.7%

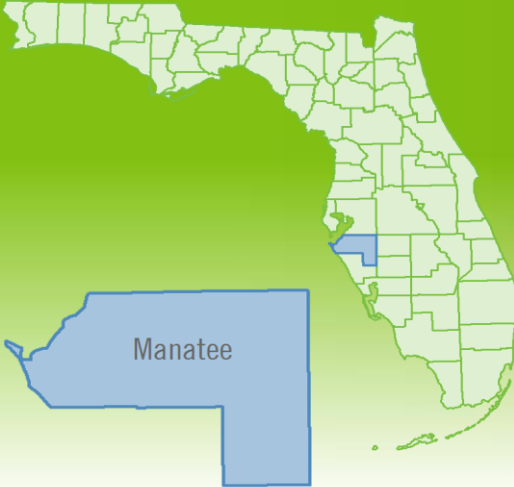


Produced by Florida REALTORS® with data provided by Florida's multiple listing services. Statistics for each month compiled from MLS feeds on the 15th day of the following month. Data released on Monday, April 22, 2013. Next data release is Wednesday, May 22, 2013.

Monthly Distressed Market - March 2013

Single Family Homes

Manatee County



		March 2013	March 2012	Percent Change Year-over-Year
Traditional	Closed Sales	356	245	45.3%
	Median Sale Price	\$226,564	\$235,000	-3.6%
Foreclosure/REO	Closed Sales	98	98	0.0%
	Median Sale Price	\$112,500	\$101,050	11.3%
Short Sale	Closed Sales	77	94	-18.1%
	Median Sale Price	\$117,000	\$141,750	-17.5%

