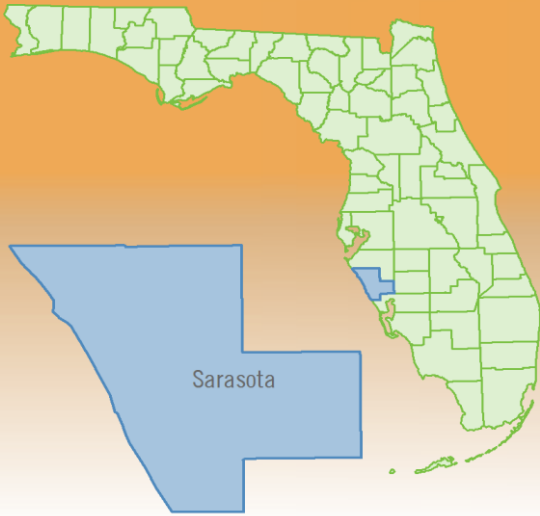


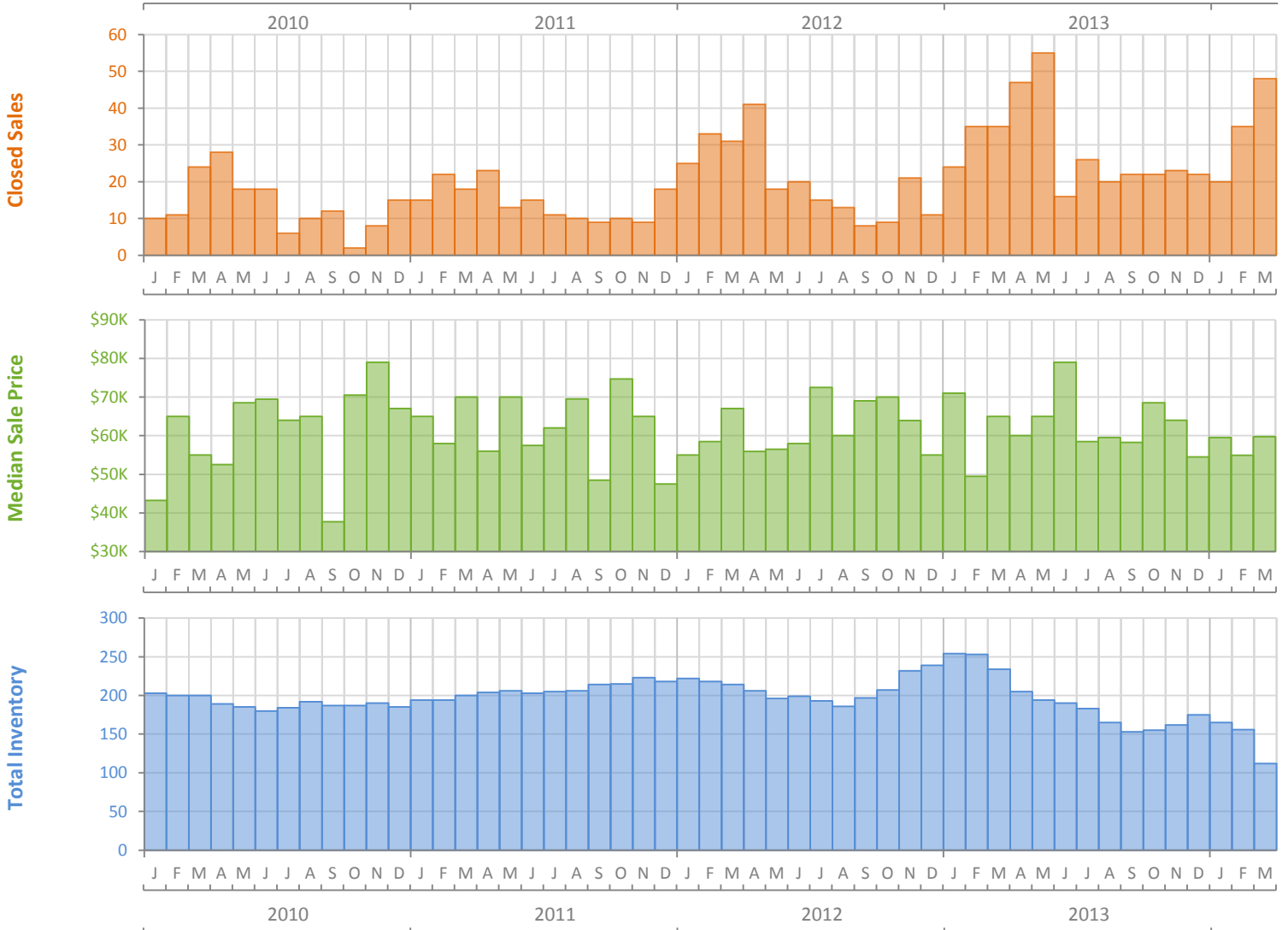
Monthly Market Summary - March 2014

Manufactured Homes

Sarasota County



	March 2014	March 2013	Percent Change Year-over-Year
Closed Sales	48	35	37.1%
Cash Sales	47	33	42.4%
New Pending Sales	57	52	9.6%
New Listings	25	46	-45.7%
Median Sale Price	\$59,750	\$65,000	-8.1%
Average Sale Price	\$62,826	\$72,839	-13.7%
Median Days on Market	108	71	52.1%
Avg. Percent of Original List Price Received	86.5%	85.7%	0.9%
Pending Inventory	59	56	5.4%
Inventory (Active Listings)	112	234	-52.1%
Months Supply of Inventory	3.8	11.2	-66.4%

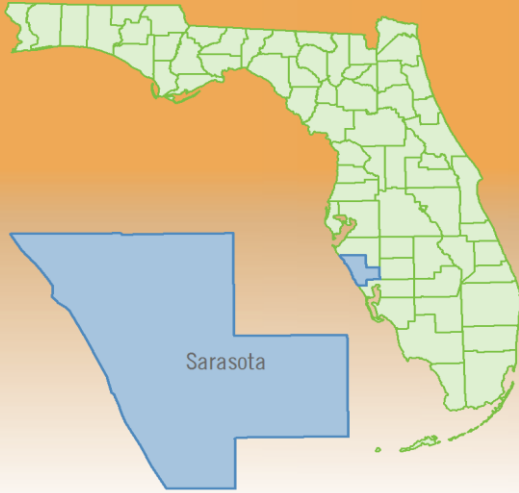


Produced by Florida REALTORS® with data provided by Florida's multiple listing services. Statistics for each month compiled from MLS feeds on the 15th day of the following month. Data released on Tuesday, April 22, 2014. Next data release is Thursday, May 22, 2014.

Monthly Distressed Market - March 2014

Manufactured Homes

Sarasota County



		March 2014	March 2013	Percent Change Year-over-Year
Traditional	Closed Sales	46	34	35.3%
	Median Sale Price	\$60,500	\$64,750	-6.6%
Foreclosure/REO	Closed Sales	2	1	100.0%
	Median Sale Price	\$29,412	\$68,000	-56.7%
Short Sale	Closed Sales	0	0	N/A
	Median Sale Price	(No Sales)	(No Sales)	N/A

