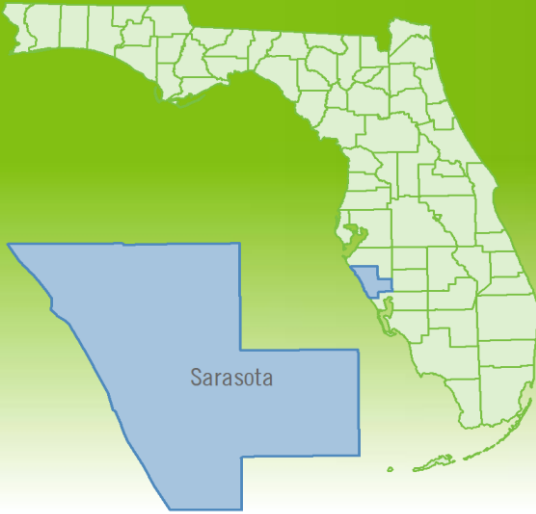


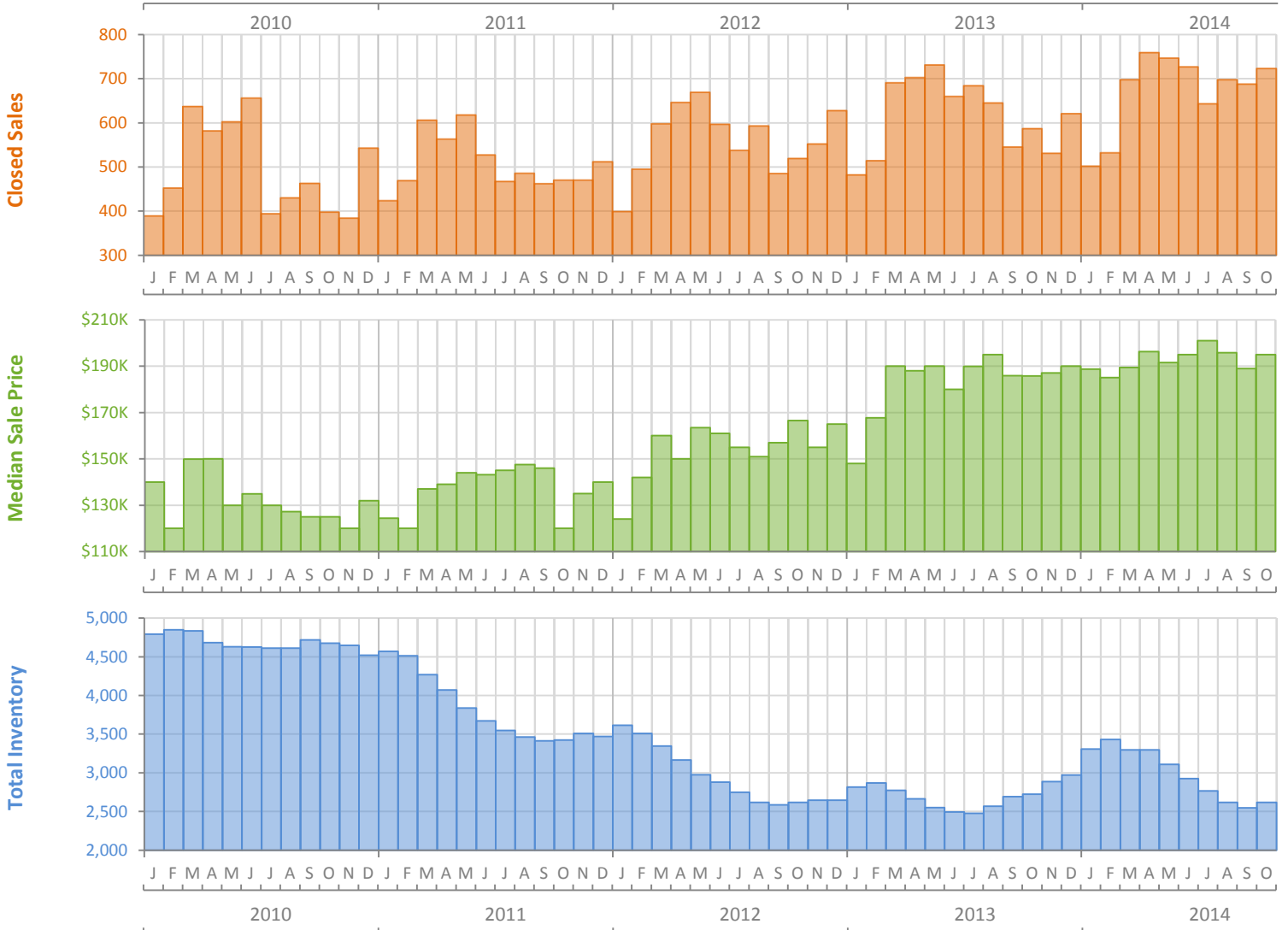
Monthly Market Summary - October 2014

Single Family Homes

Sarasota County



	October 2014	October 2013	Percent Change Year-over-Year
Closed Sales	723	587	23.2%
Cash Sales	349	330	5.8%
New Pending Sales	564	585	-3.6%
New Listings	843	874	-3.5%
Median Sale Price	\$195,000	\$185,776	5.0%
Average Sale Price	\$305,661	\$272,898	12.0%
Median Days on Market	47	41	14.6%
Avg. Percent of Original List Price Received	93.4%	94.0%	-0.6%
Pending Inventory	828	1,014	-18.3%
Inventory (Active Listings)	2,617	2,723	-3.9%
Months Supply of Inventory	4.0	4.4	-9.4%

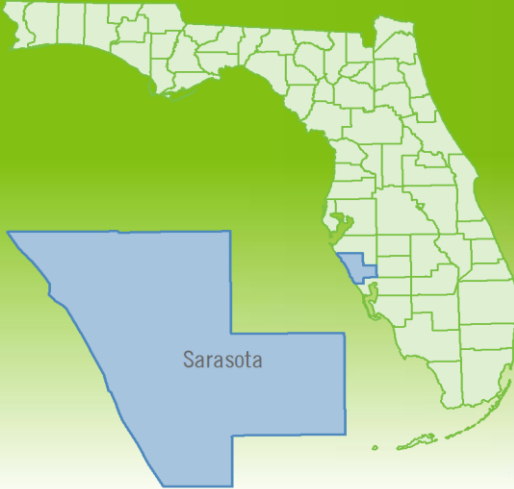


Produced by Florida REALTORS® with data provided by Florida's multiple listing services. Statistics for each month compiled from MLS feeds on the 15th day of the following month. Data released on Thursday, November 20, 2014. Next data release is Monday, December 22, 2014.

Monthly Distressed Market - October 2014

Single Family Homes

Sarasota County



		October 2014	October 2013	Percent Change Year-over-Year
Traditional	Closed Sales	518	406	27.6%
	Median Sale Price	\$226,625	\$225,000	0.7%
Foreclosure/REO	Closed Sales	171	114	50.0%
	Median Sale Price	\$126,000	\$119,000	5.9%
Short Sale	Closed Sales	34	67	-49.3%
	Median Sale Price	\$178,250	\$130,000	37.1%

