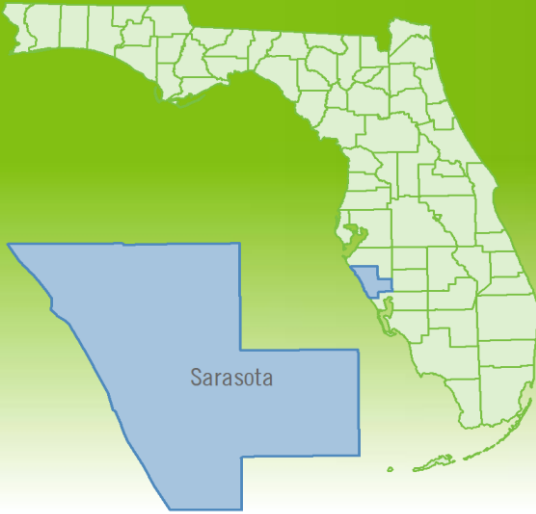


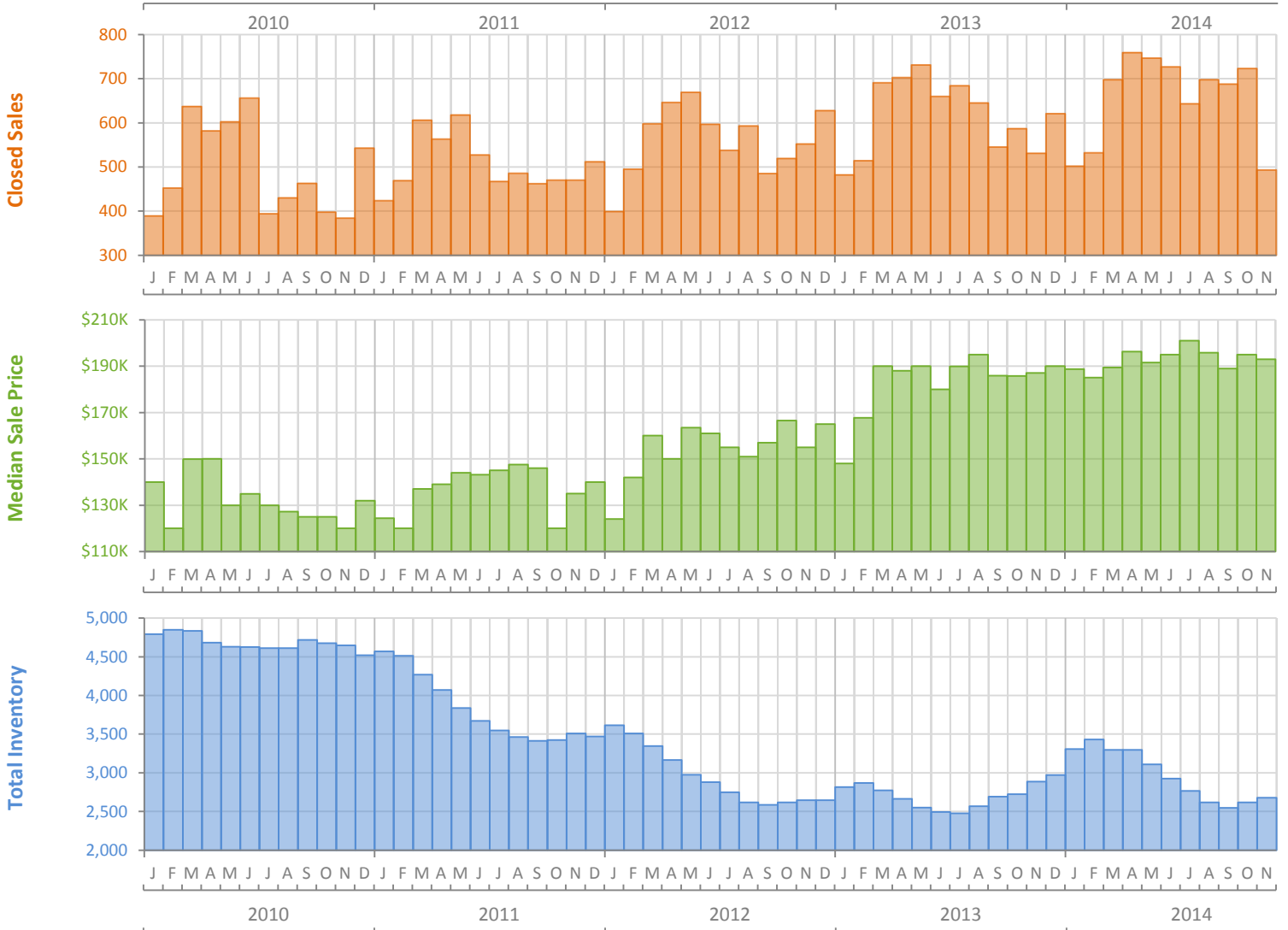
Monthly Market Summary - November 2014

Single Family Homes

Sarasota County



	November 2014	November 2013	Percent Change Year-over-Year
Closed Sales	493	531	-7.2%
Cash Sales	236	293	-19.5%
New Pending Sales	495	520	-4.8%
New Listings	779	760	2.5%
Median Sale Price	\$193,000	\$187,000	3.2%
Average Sale Price	\$285,276	\$273,148	4.4%
Median Days on Market	38	49	-22.4%
Avg. Percent of Original List Price Received	94.0%	93.5%	0.5%
Pending Inventory	876	1,002	-12.6%
Inventory (Active Listings)	2,679	2,886	-7.2%
Months Supply of Inventory	4.1	4.7	-12.3%

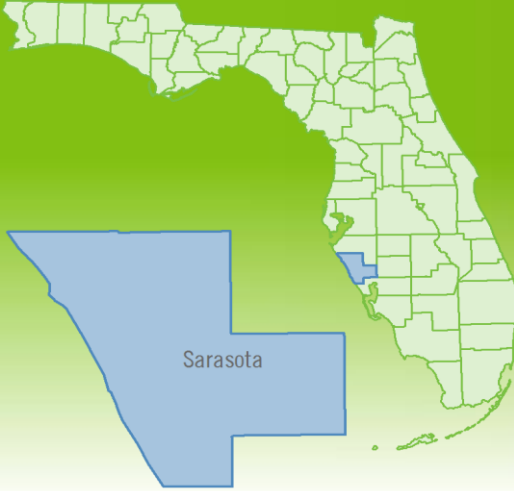


Produced by Florida REALTORS® with data provided by Florida's multiple listing services. Statistics for each month compiled from MLS feeds on the 15th day of the following month. Data released on Monday, December 22, 2014. Next data release is Friday, January 23, 2015.

Monthly Distressed Market - November 2014

Single Family Homes

Sarasota County



		November 2014	November 2013	Percent Change Year-over-Year
Traditional	Closed Sales	364	357	2.0%
	Median Sale Price	\$235,500	\$232,815	1.2%
Foreclosure/REO	Closed Sales	116	108	7.4%
	Median Sale Price	\$125,550	\$118,450	6.0%
Short Sale	Closed Sales	13	66	-80.3%
	Median Sale Price	\$140,000	\$135,250	3.5%

