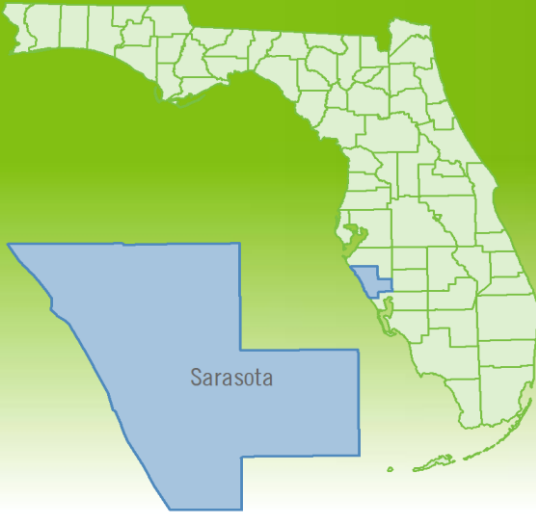


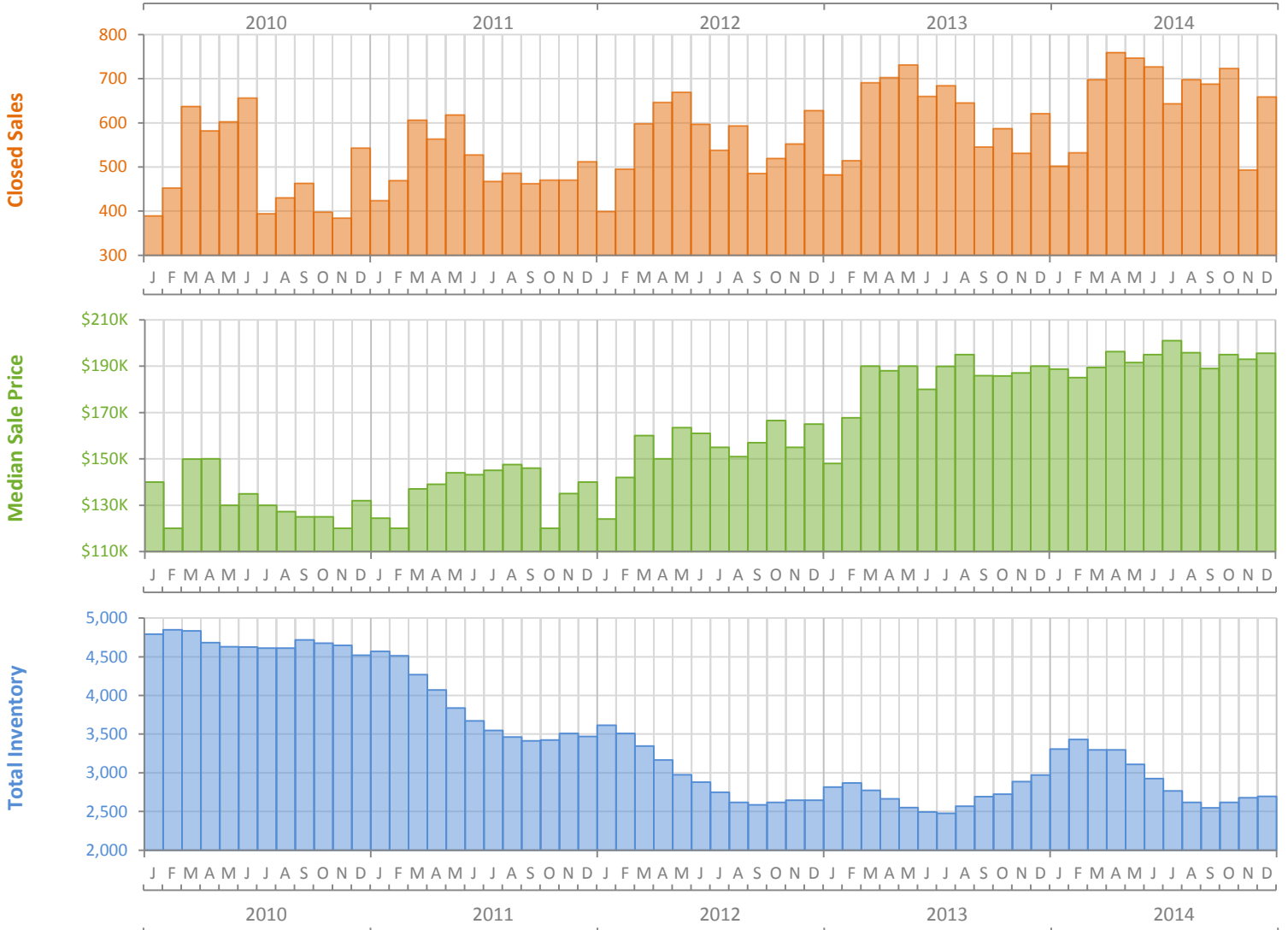
Monthly Market Summary - December 2014

Single Family Homes

Sarasota County



	December 2014	December 2013	Percent Change Year-over-Year
Closed Sales	659	621	6.1%
Cash Sales	325	312	4.2%
New Pending Sales	501	501	0.0%
New Listings	780	776	0.5%
Median Sale Price	\$195,500	\$189,950	2.9%
Average Sale Price	\$285,918	\$326,579	-12.5%
Median Days on Market	44	49	-10.2%
Avg. Percent of Original List Price Received	93.1%	92.7%	0.4%
Pending Inventory	749	858	-12.7%
Inventory (Active Listings)	2,696	2,973	-9.3%
Months Supply of Inventory	4.1	4.8	-14.8%

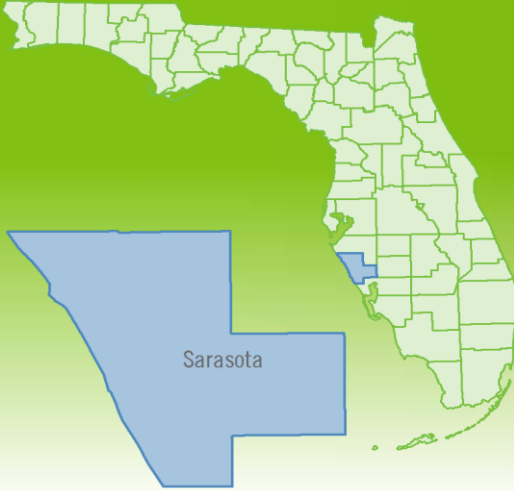


Produced by Florida REALTORS® with data provided by Florida's multiple listing services. Statistics for each month compiled from MLS feeds on the 15th day of the following month. Data released on Friday, January 23, 2015. Next data release is Monday, February 23, 2015.

Monthly Distressed Market - December 2014

Single Family Homes

Sarasota County



		December 2014	December 2013	Percent Change Year-over-Year
Traditional	Closed Sales	484	451	7.3%
	Median Sale Price	\$232,250	\$230,000	1.0%
Foreclosure/REO	Closed Sales	145	111	30.6%
	Median Sale Price	\$127,000	\$120,200	5.7%
Short Sale	Closed Sales	30	59	-49.2%
	Median Sale Price	\$121,500	\$168,000	-27.7%

