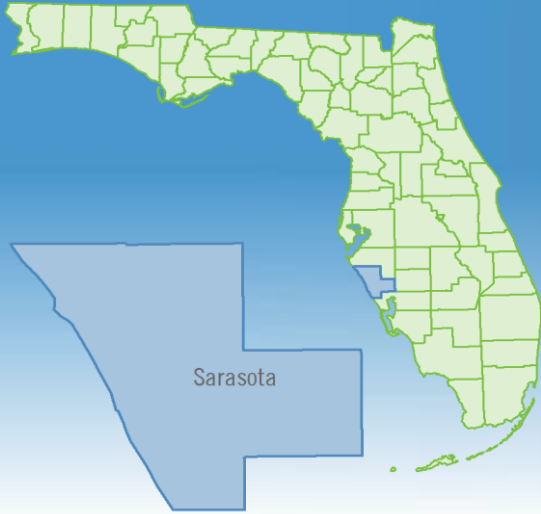


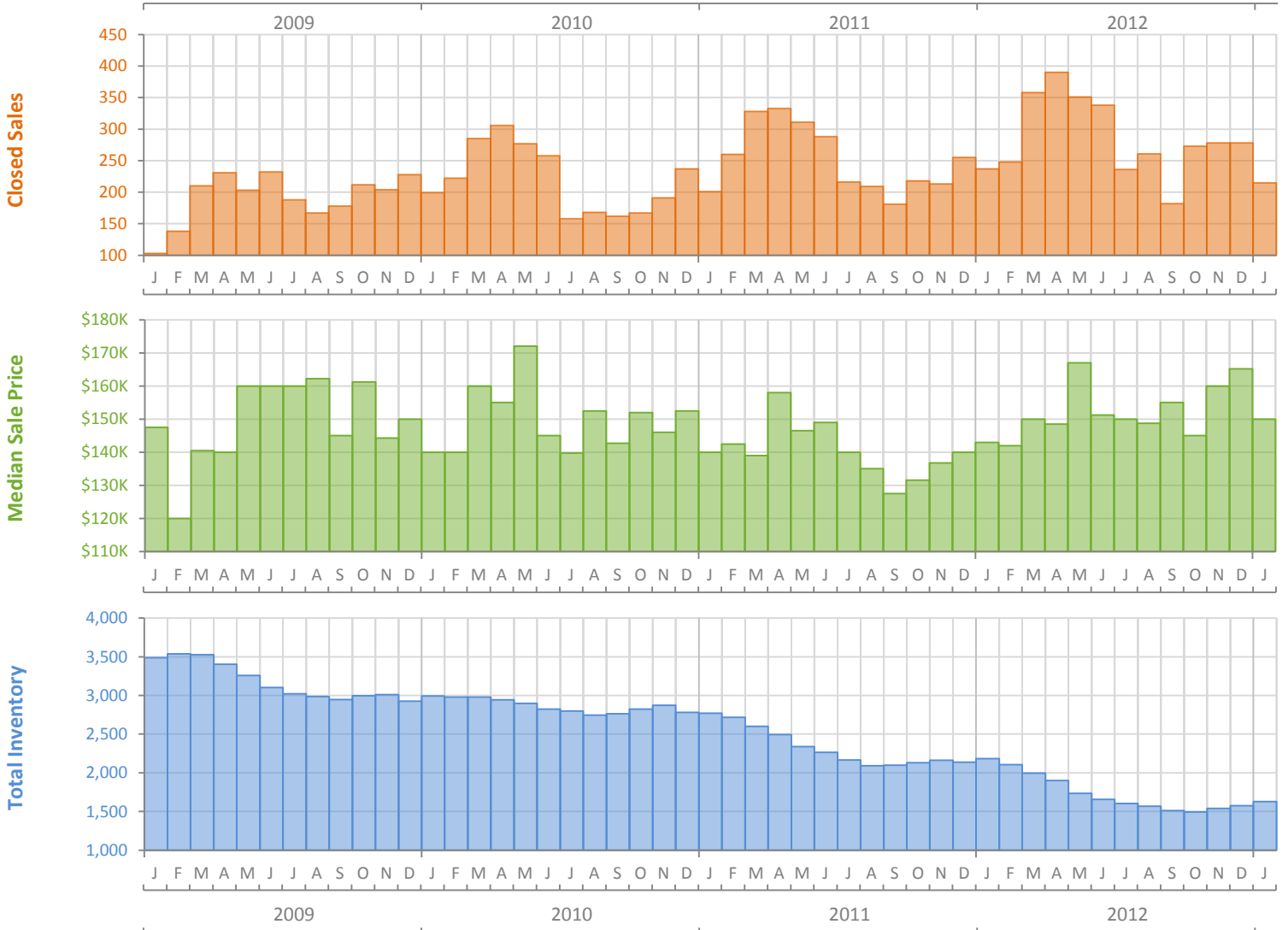
Monthly Market Summary - January 2013

Townhouses and Condos

Sarasota County



	January 2013	January 2012	Percent Change Year-over-Year
Closed Sales	215	237	-9.3%
Cash Sales	165	184	-10.3%
New Pending Sales	397	346	14.7%
New Listings	545	506	7.7%
Median Sale Price	\$150,000	\$143,000	4.9%
Average Sale Price	\$217,196	\$249,771	-13.0%
Median Days on Market	64	87	-26.4%
Avg. Percent of Original List Price Received	91.1%	87.5%	4.1%
Pending Inventory	505	(No Data)	N/A
Inventory (Active Listings)	1,630	2,183	-25.3%
Months Supply of Inventory	5.7	8.6	-33.2%

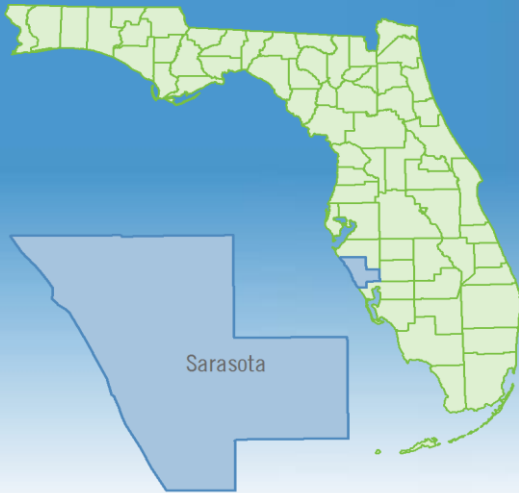


Produced by Florida REALTORS® with data provided by Florida's multiple listing services. Statistics for each month compiled from MLS feeds on the 15th day of the following month. Data released on Thursday, February 21, 2013. Next data release is Thursday, March 21, 2013.

Monthly Distressed Market - January 2013

Townhouses and Condos

Sarasota County



		January 2013	January 2012	Percent Change Year-over-Year
Traditional	Closed Sales	166	187	-11.2%
	Median Sale Price	\$175,675	\$152,000	15.6%
Foreclosure/REO	Closed Sales	32	24	33.3%
	Median Sale Price	\$90,000	\$59,450	51.4%
Short Sale	Closed Sales	17	26	-34.6%
	Median Sale Price	\$79,900	\$108,000	-26.0%

