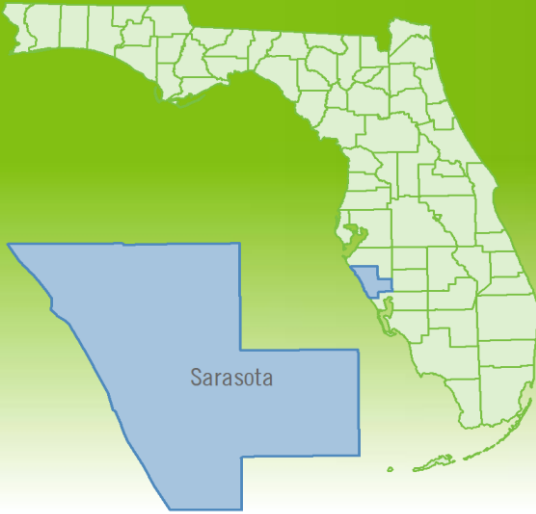


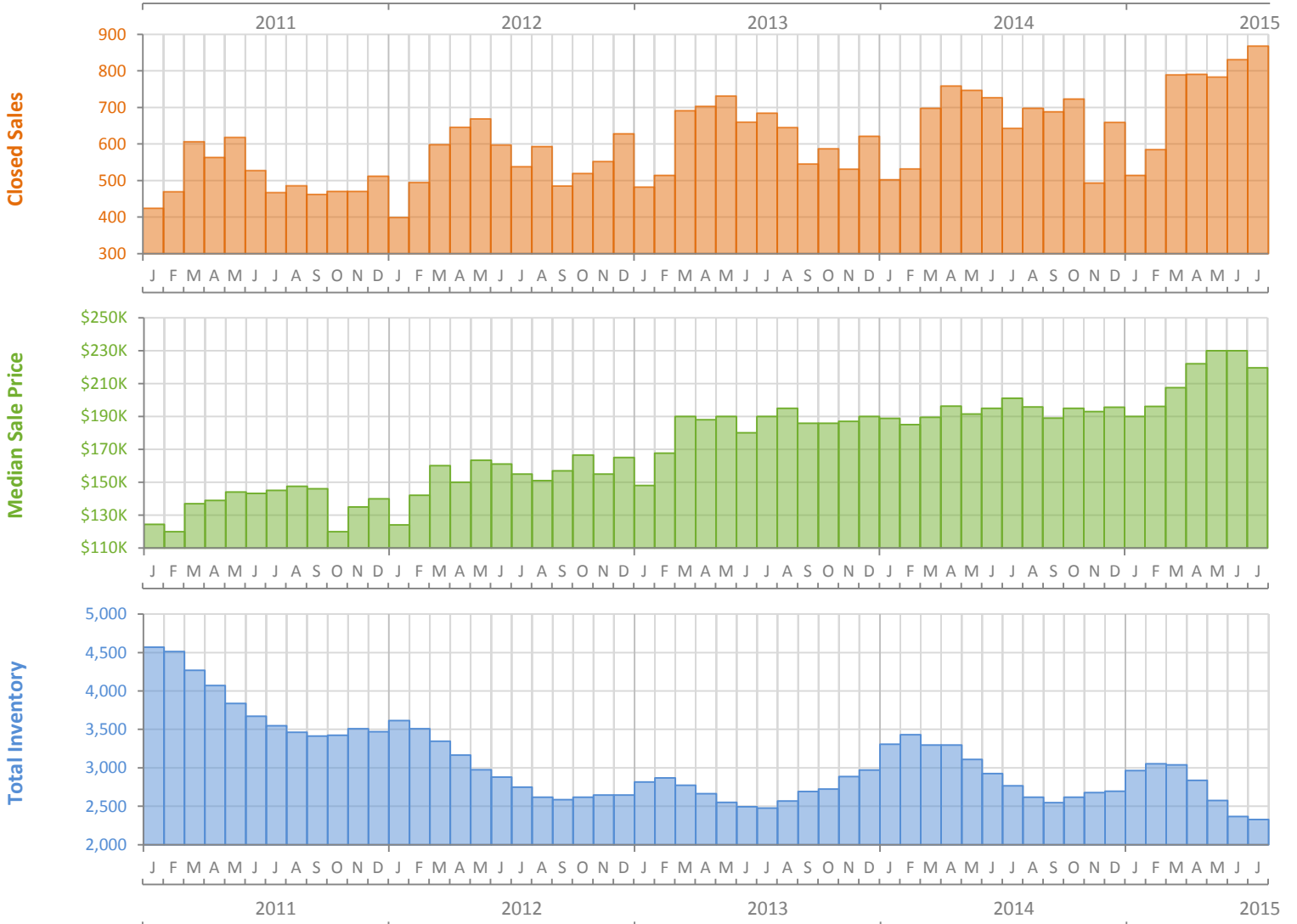
Monthly Market Summary - July 2015

Single Family Homes

Sarasota County



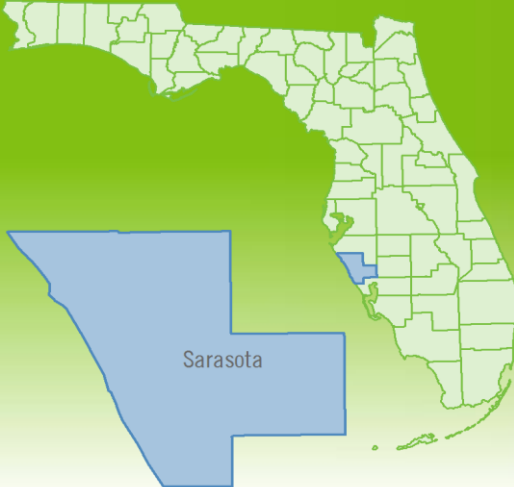
	July 2015	July 2014	Percent Change Year-over-Year
Closed Sales	868	643	35.0%
Cash Sales	343	283	21.2%
New Pending Sales	607	593	2.4%
New Listings	898	813	10.5%
Median Sale Price	\$219,500	\$201,000	9.2%
Average Sale Price	\$308,356	\$302,394	2.0%
Median Days on Market	45	88	-48.9%
Avg. Percent of Original List Price Received	95.3%	92.2%	3.4%
Pending Inventory	923	1,049	-12.0%
Inventory (Active Listings)	2,327	2,765	-15.8%
Months Supply of Inventory	3.3	4.4	-24.7%



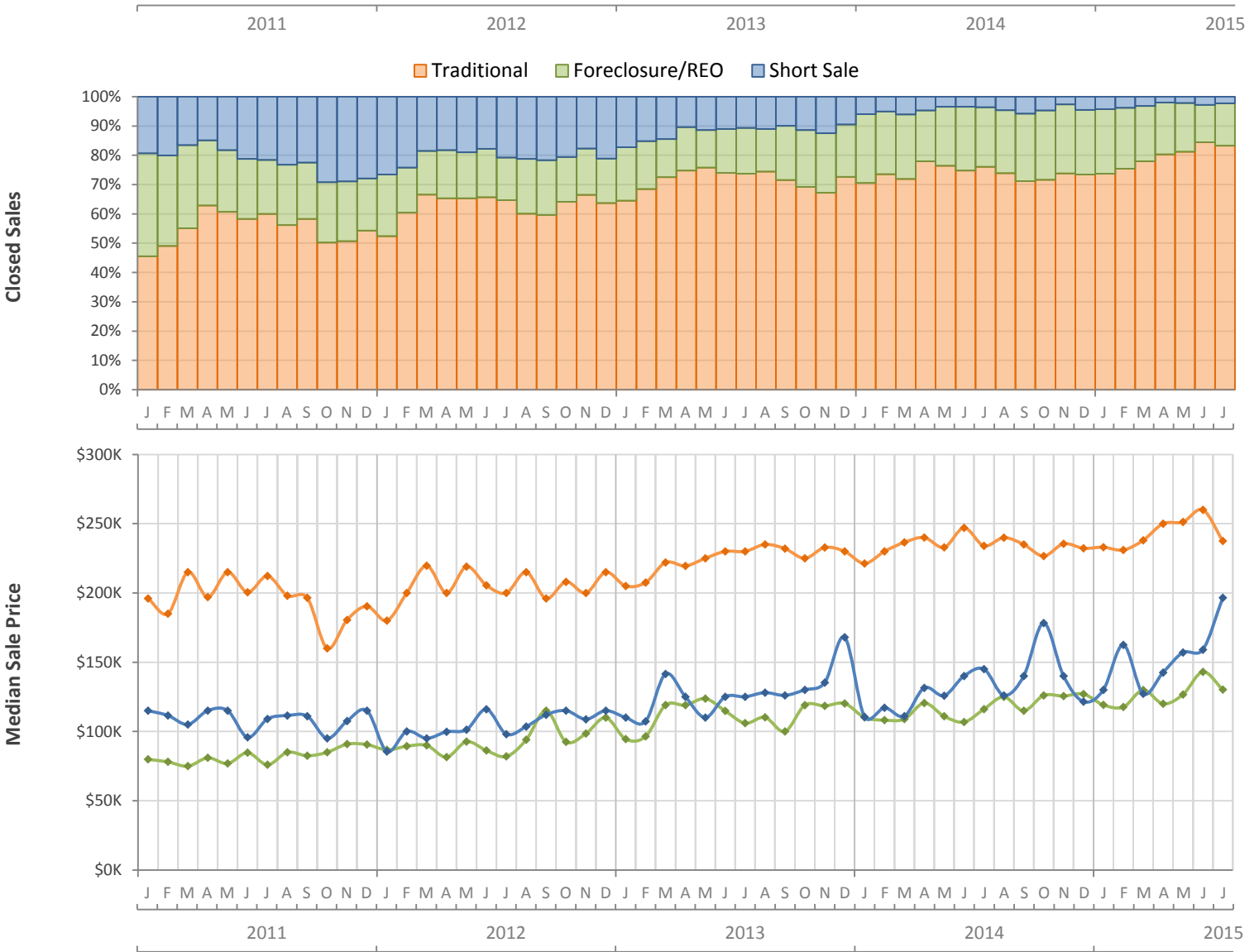
Monthly Distressed Market - July 2015

Single Family Homes

Sarasota County



		July 2015	July 2014	Percent Change Year-over-Year
Traditional	Closed Sales	723	489	47.9%
	Median Sale Price	\$237,500	\$234,000	1.5%
Foreclosure/REO	Closed Sales	125	131	-4.6%
	Median Sale Price	\$130,200	\$116,100	12.1%
Short Sale	Closed Sales	20	23	-13.0%
	Median Sale Price	\$196,500	\$145,000	35.5%



Produced by Florida REALTORS® with data provided by Florida's multiple listing services. Statistics for each month compiled from MLS feeds on the 15th day of the following month. Data released on Thursday, August 20, 2015. Next data release is Monday, September 21, 2015.