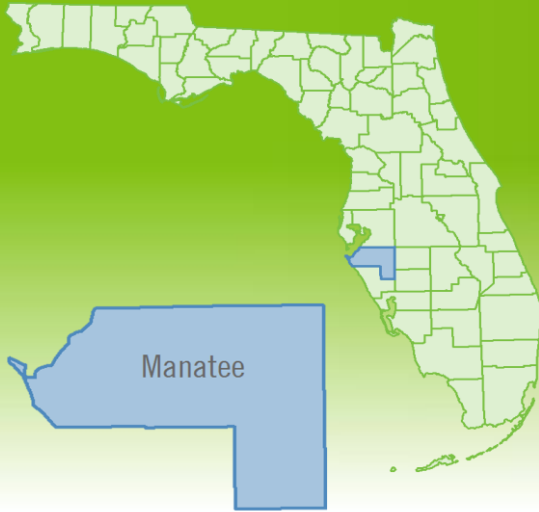


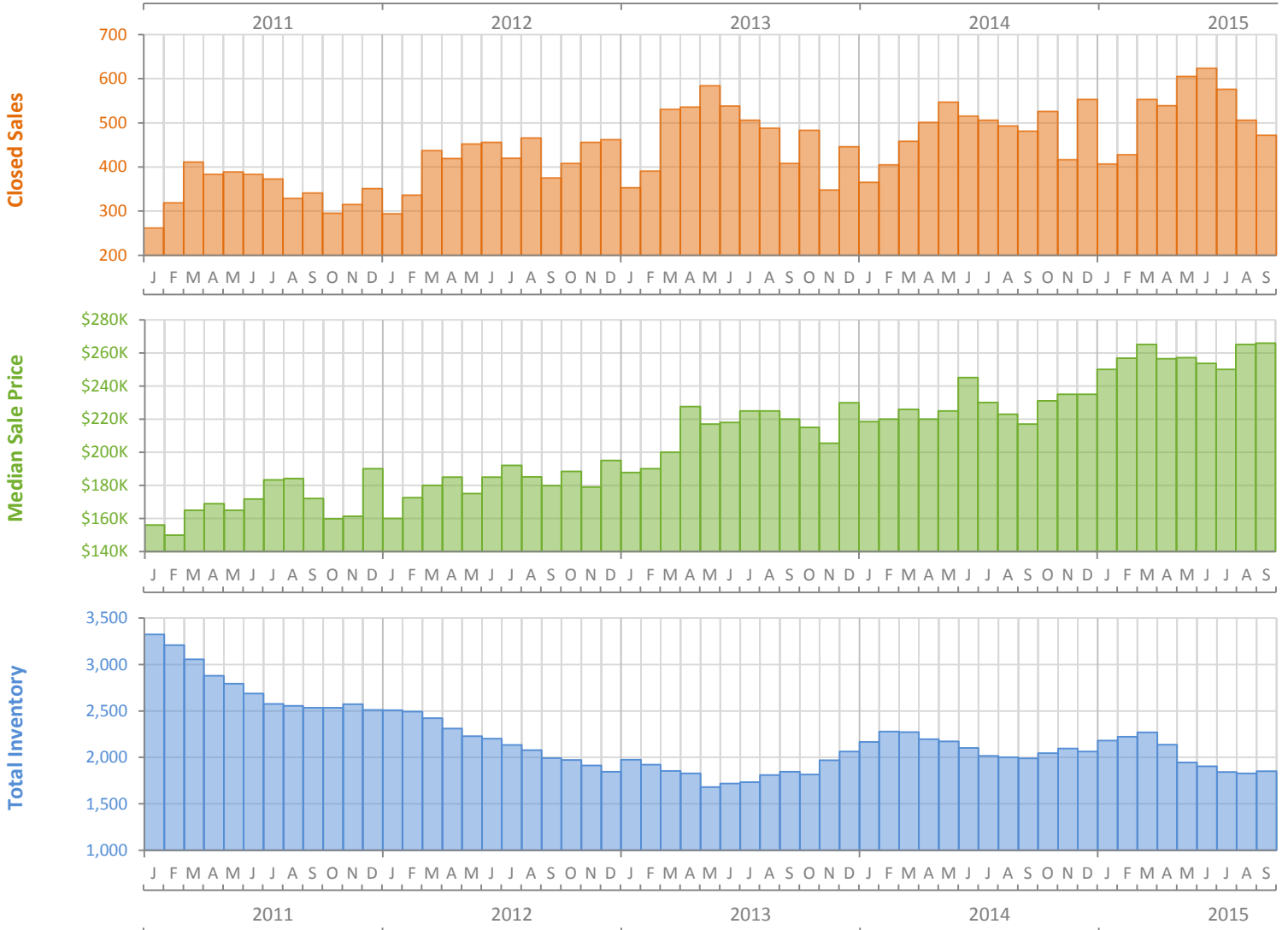
Monthly Market Summary - September 2015

Single Family Homes

Manatee County



	September 2015	September 2014	Percent Change Year-over-Year
Closed Sales	472	481	-1.9%
Cash Sales	175	203	-13.8%
New Pending Sales	394	451	-12.6%
New Listings	632	603	4.8%
Median Sale Price	\$265,950	\$217,000	22.6%
Average Sale Price	\$316,087	\$255,943	23.5%
Median Days on Market	46	47	-2.1%
Avg. Percent of Original List Price Received	95.0%	94.7%	0.3%
Pending Inventory	656	717	-8.5%
Inventory (Active Listings)	1,850	1,990	-7.0%
Months Supply of Inventory	3.6	4.3	-16.9%

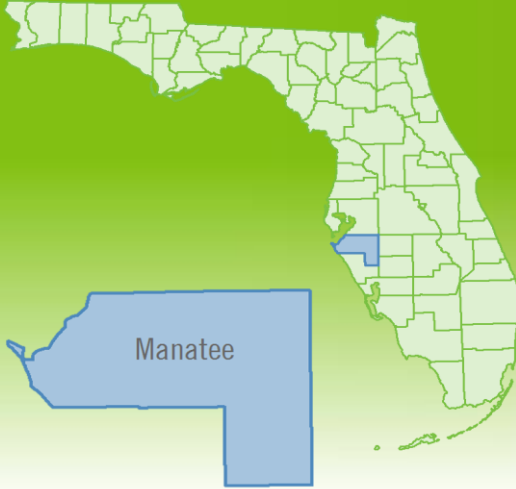


Produced by Florida REALTORS® with data provided by Florida's multiple listing services. Statistics for each month compiled from MLS feeds on the 15th day of the following month. Data released on Thursday, October 22, 2015. Next data release is Monday, November 23, 2015.

Monthly Distressed Market - September 2015

Single Family Homes

Manatee County



		September 2015	September 2014	Percent Change Year-over-Year
Traditional	Closed Sales	413	334	23.7%
	Median Sale Price	\$284,000	\$250,000	13.6%
Foreclosure/REO	Closed Sales	45	118	-61.9%
	Median Sale Price	\$165,000	\$111,300	48.2%
Short Sale	Closed Sales	14	29	-51.7%
	Median Sale Price	\$207,500	\$183,000	13.4%

