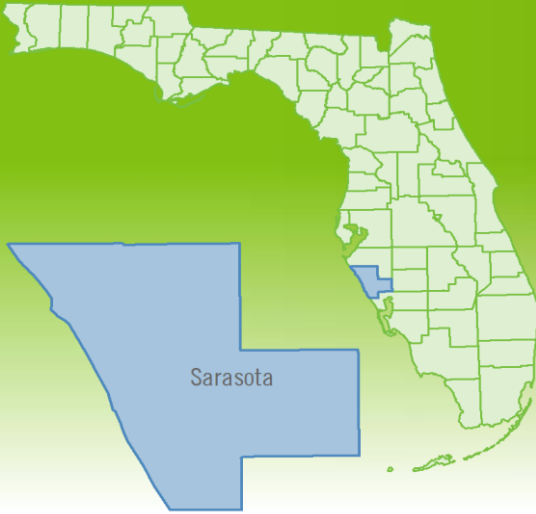


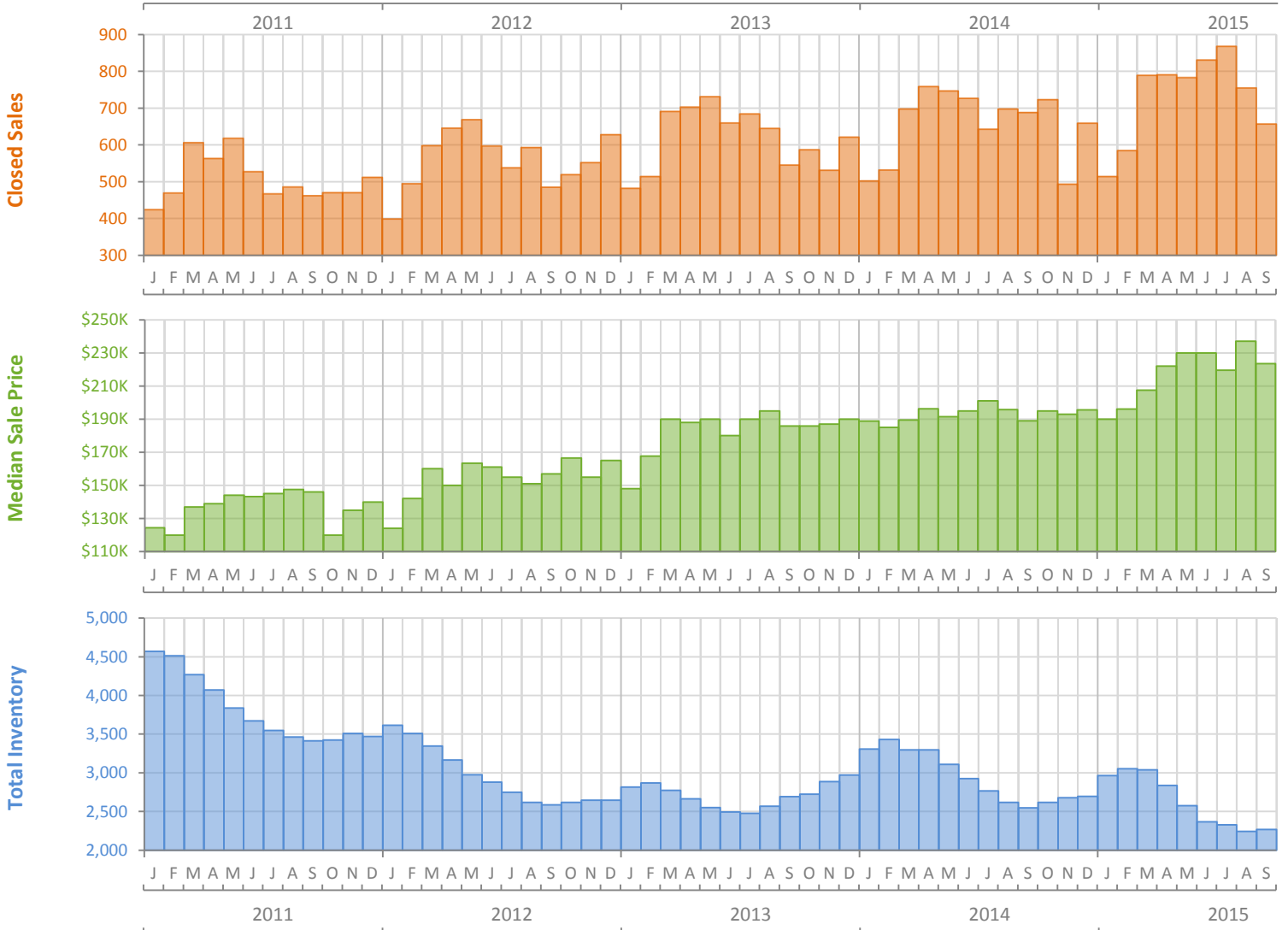
Monthly Market Summary - September 2015

Single Family Homes

Sarasota County



	September 2015	September 2014	Percent Change Year-over-Year
Closed Sales	657	688	-4.5%
Cash Sales	277	337	-17.8%
New Pending Sales	492	614	-19.9%
New Listings	809	818	-1.1%
Median Sale Price	\$223,500	\$189,000	18.3%
Average Sale Price	\$341,376	\$299,289	14.1%
Median Days on Market	35	46	-23.9%
Avg. Percent of Original List Price Received	95.6%	93.5%	2.2%
Pending Inventory	774	954	-18.9%
Inventory (Active Listings)	2,269	2,546	-10.9%
Months Supply of Inventory	3.2	4.0	-18.4%

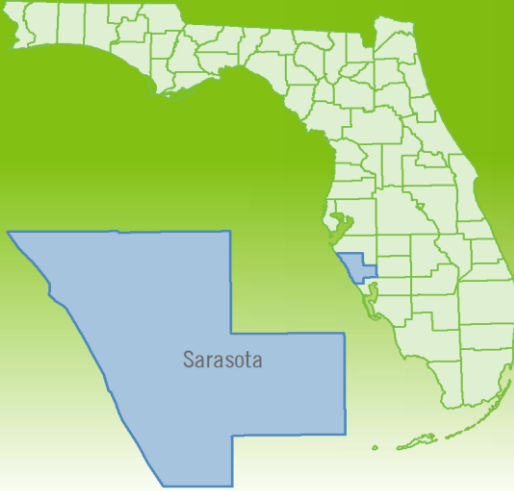


Produced by Florida REALTORS® with data provided by Florida's multiple listing services. Statistics for each month compiled from MLS feeds on the 15th day of the following month. Data released on Thursday, October 22, 2015. Next data release is Monday, November 23, 2015.

Monthly Distressed Market - September 2015

Single Family Homes

Sarasota County



		September 2015	September 2014	Percent Change Year-over-Year
Traditional	Closed Sales	565	490	15.3%
	Median Sale Price	\$239,900	\$235,000	2.1%
Foreclosure/REO	Closed Sales	74	158	-53.2%
	Median Sale Price	\$142,540	\$114,950	24.0%
Short Sale	Closed Sales	18	40	-55.0%
	Median Sale Price	\$126,800	\$140,000	-9.4%

