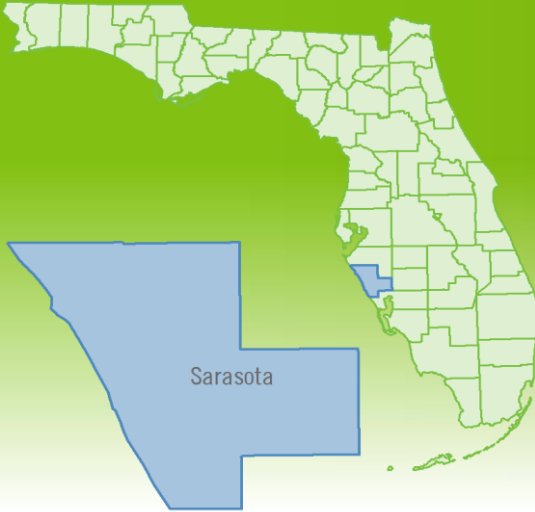


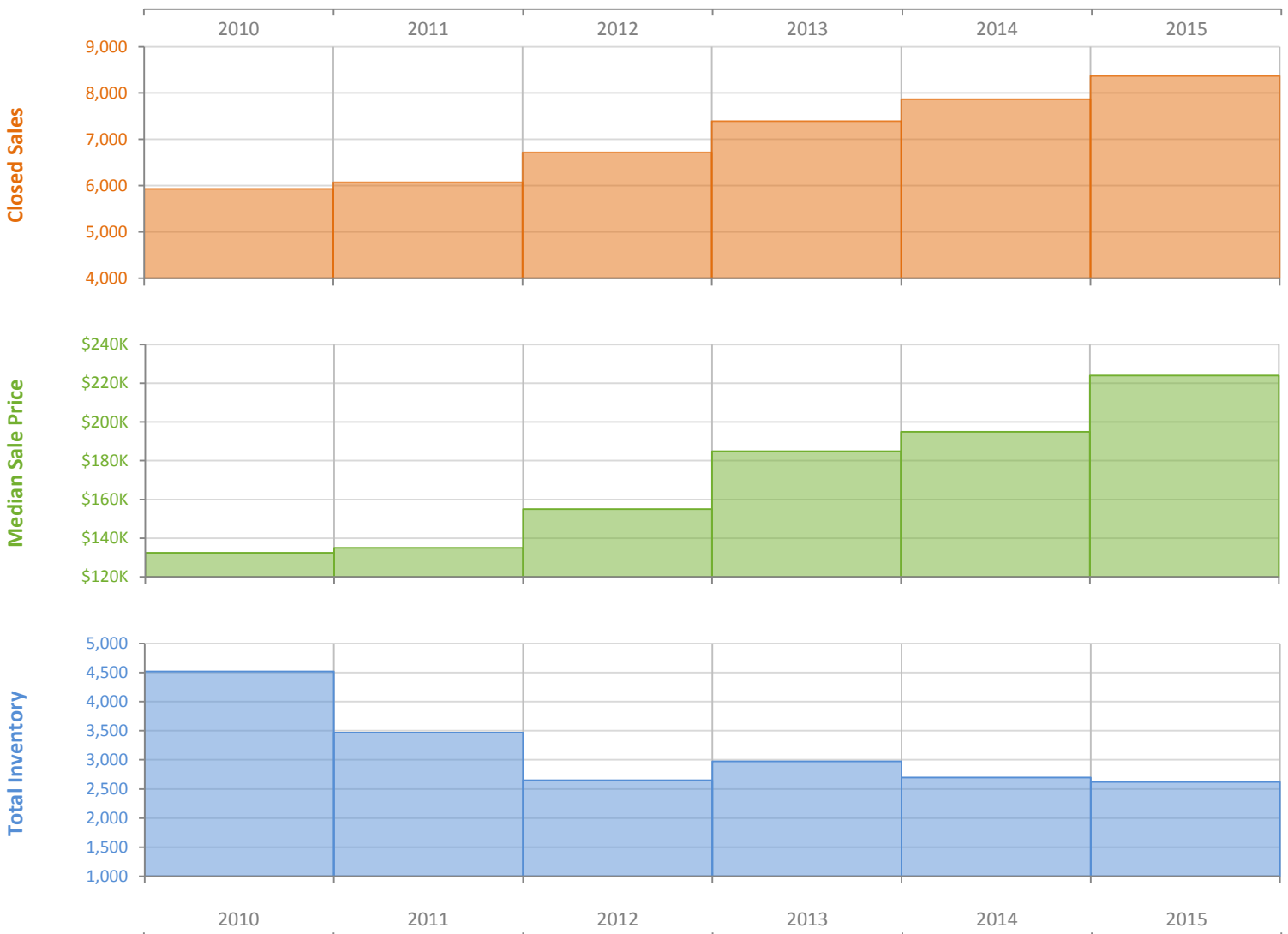
Yearly Market Summary - 2015

Single Family Homes

Sarasota County



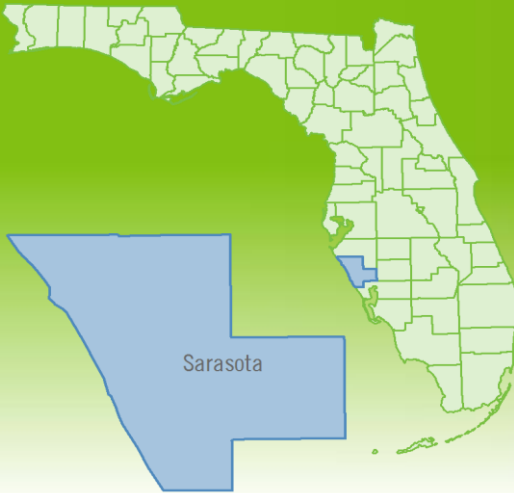
	2015	2014	Percent Change Year-over-Year
Closed Sales	8,371	7,869	6.4%
Cash Sales	3,839	4,096	-6.3%
New Pending Sales	7,237	7,621	-5.0%
New Listings	10,656	10,433	2.1%
Median Sale Price	\$224,000	\$194,900	14.9%
Average Sale Price	\$322,545	\$293,631	9.8%
Median Days on Market	41	56	-26.8%
Avg. Percent of Original List Price Received	94.6%	92.6%	2.2%
Pending Inventory	686	749	-8.4%
Inventory of Homes for Sale	2,620	2,696	-2.8%
Months Supply of Inventory	3.8	4.1	-8.6%



Yearly Distressed Market - 2015

Single Family Homes

Sarasota County



		2015	2014	Percent Change Year-over-Year
Traditional	Closed Sales	6,883	5,815	18.4%
	Median Sale Price	\$247,000	\$235,000	5.1%
Foreclosure/REO	Closed Sales	1,261	1,696	-25.6%
	Median Sale Price	\$131,000	\$118,000	11.0%
Short Sale	Closed Sales	227	358	-36.6%
	Median Sale Price	\$148,500	\$130,750	13.6%

