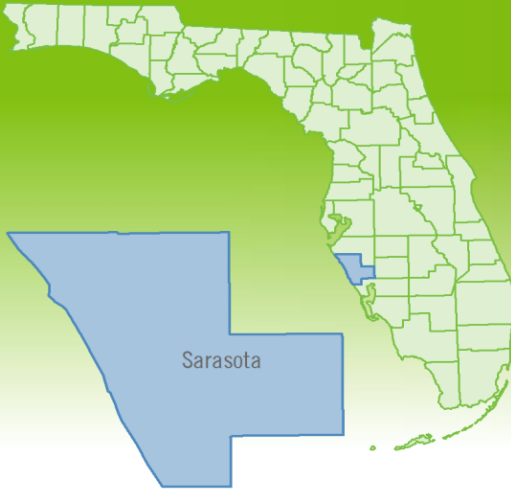


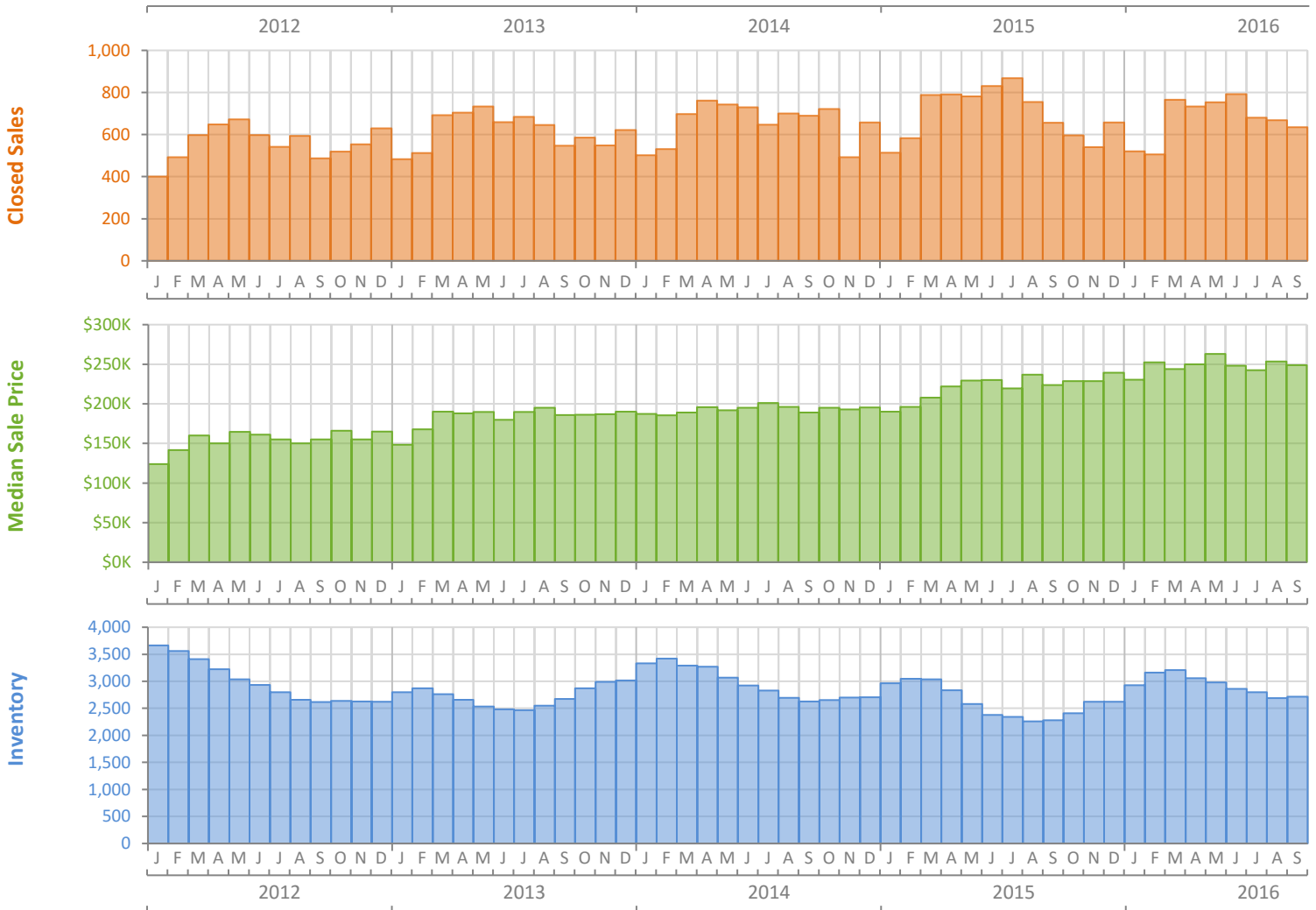
Monthly Market Summary - September 2016

Single Family Homes

Sarasota County



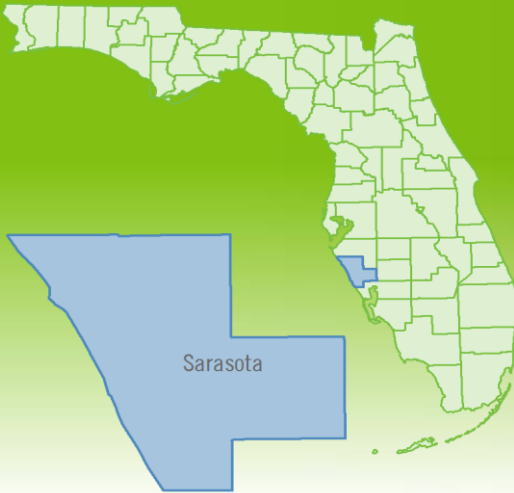
	September 2016	September 2015	Percent Change Year-over-Year
Closed Sales	635	656	-3.2%
Paid in Cash	224	276	-18.8%
Median Sale Price	\$249,000	\$223,750	11.3%
Average Sale Price	\$340,938	\$341,659	-0.2%
Dollar Volume	\$216.5 Million	\$224.1 Million	-3.4%
Med. Pct. of Orig. List Price Received	96.0%	96.1%	-0.1%
Median Time to Contract	32 Days	31 Days	3.2%
Median Time to Sale	86 Days	76 Days	13.2%
New Pending Sales	413	491	-15.9%
New Listings	754	758	-0.5%
Pending Inventory	689	773	-10.9%
Inventory (Active Listings)	2,717	2,279	19.2%
Months Supply of Inventory	4.2	3.2	31.3%



Monthly Distressed Market - September 2016

Single Family Homes

Sarasota County



		September 2016	September 2015	Percent Change Year-over-Year
Traditional	Closed Sales	588	564	4.3%
	Median Sale Price	\$255,000	\$239,950	6.3%
Foreclosure/REO	Closed Sales	35	74	-52.7%
	Median Sale Price	\$162,000	\$142,540	13.7%
Short Sale	Closed Sales	12	18	-33.3%
	Median Sale Price	\$151,000	\$126,800	19.1%

