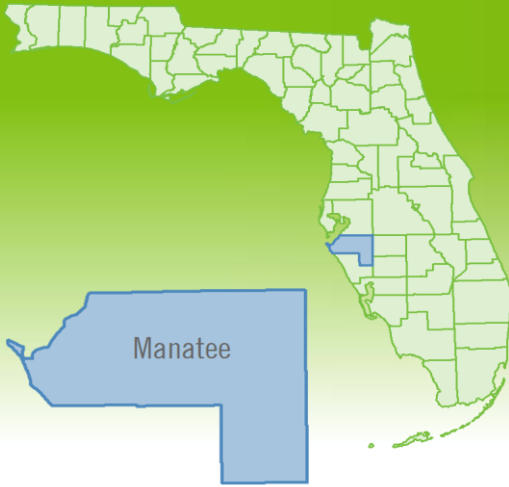


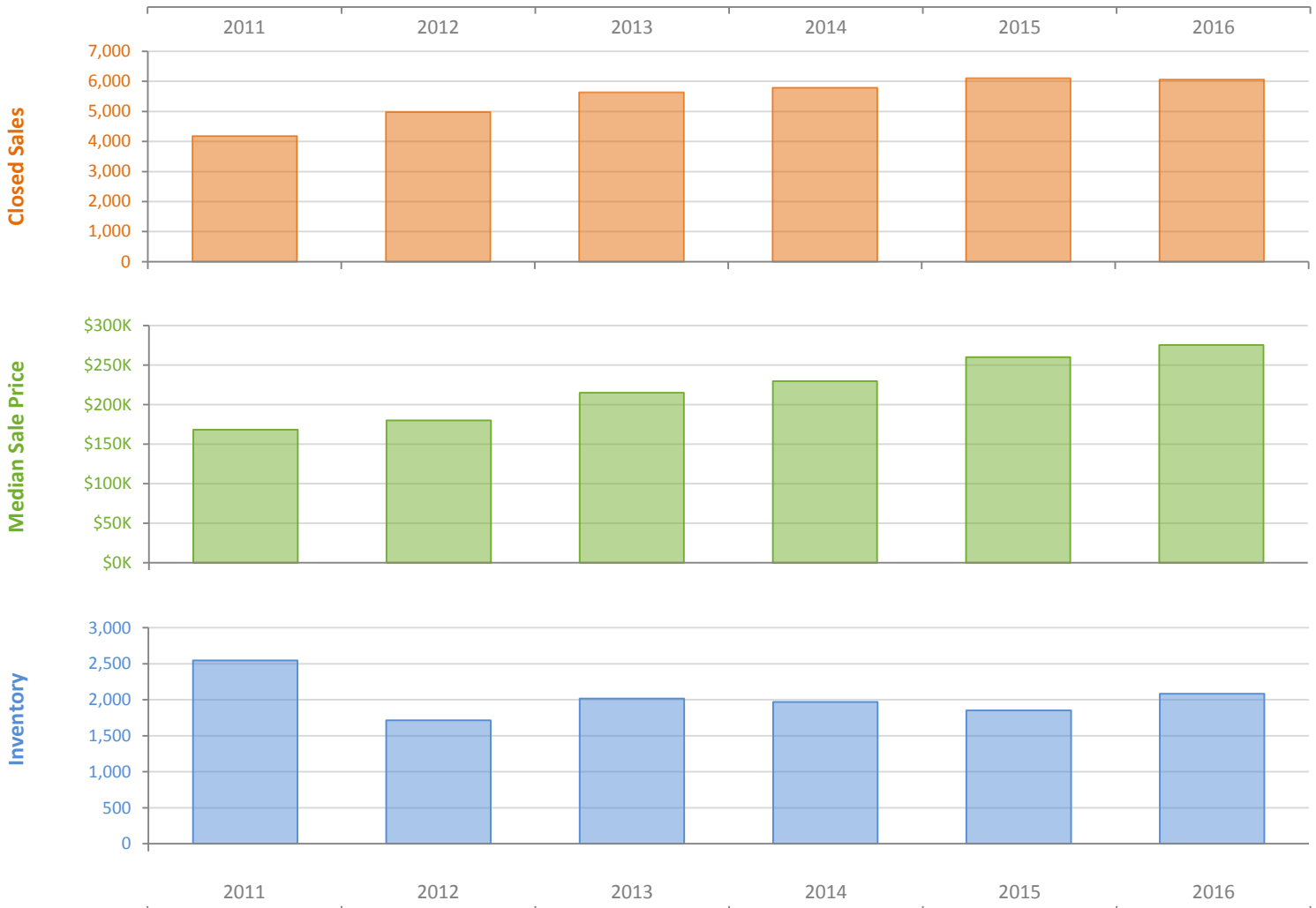
Yearly Market Summary - 2016

Single Family Homes

Manatee County



	2016	2015	Percent Change Year over-Year
Closed Sales	6,057	6,109	-0.9%
Paid in Cash	1,843	2,283	-19.3%
Median Sale Price	\$275,146	\$260,000	5.8%
Average Sale Price	\$341,281	\$321,914	6.0%
Dollar Volume	\$2.1 Billion	\$2.0 Billion	5.1%
Med. Pct. of Orig. List Price Received	95.9%	95.5%	0.4%
Median Time to Contract	42 Days	47 Days	-10.6%
Median Time to Sale	95 Days	94 Days	1.1%
New Pending Sales	6,465	6,818	-5.2%
New Listings	7,697	7,342	4.8%
Pending Inventory	584	662	-11.8%
Inventory (Active Listings)	2,082	1,851	12.5%
Months Supply of Inventory	4.1	3.6	13.9%



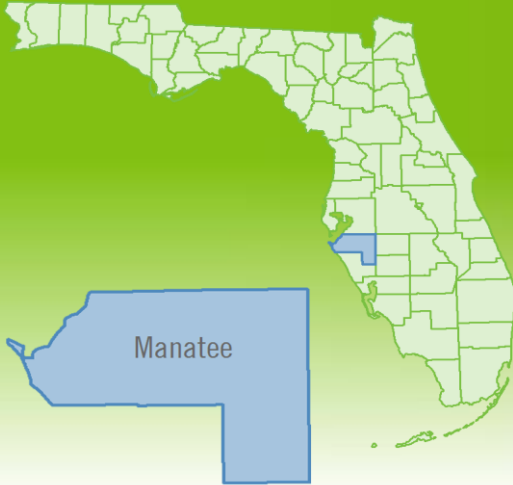
Yearly Distressed Market - 2016

Single Family Homes

Manatee County



FloridaRealtors®
The Voice for Real Estate® in Florida



		2016	2015	Percent Change Year over-Year
Traditional	Closed Sales	5,602	5,131	9.2%
	Median Sale Price	\$284,595	\$277,308	2.6%
Foreclosure/REO	Closed Sales	362	823	-56.0%
	Median Sale Price	\$172,700	\$146,000	18.3%
Short Sale	Closed Sales	93	155	-40.0%
	Median Sale Price	\$196,000	\$187,000	4.8%

