

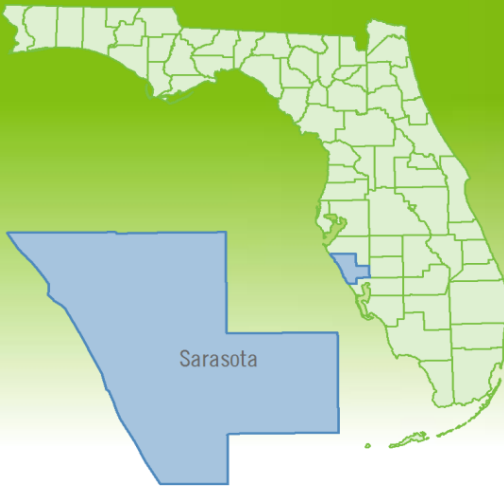
Monthly Market Summary - January 2017

Single Family Homes

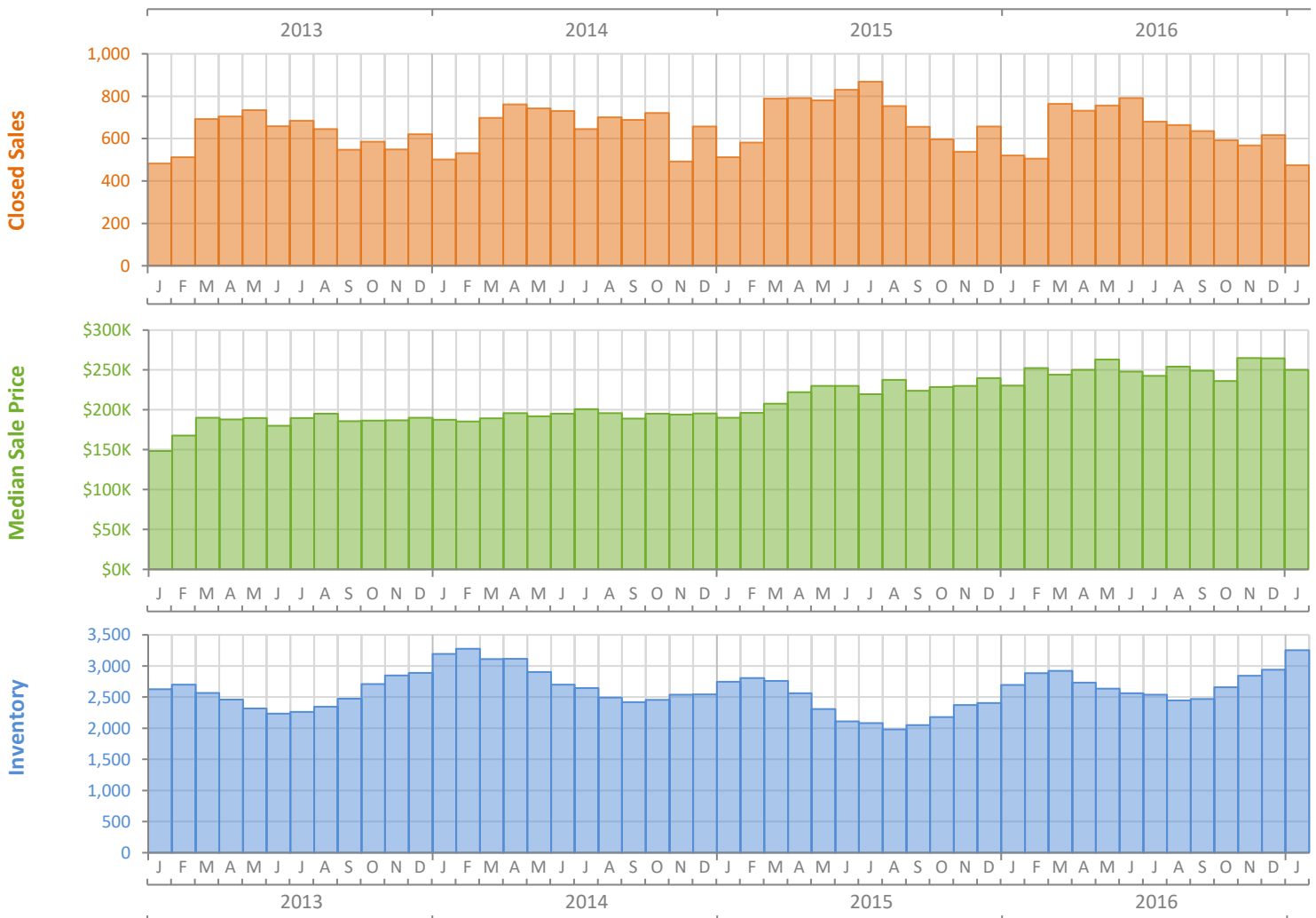
Sarasota County



FloridaRealtors®
The Voice for Real Estate® in Florida



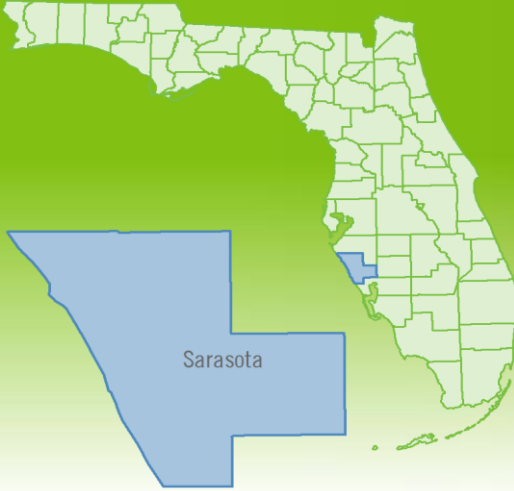
	January 2017	January 2016	Percent Change Year-over-Year
Closed Sales	474	520	-8.8%
Paid in Cash	196	242	-19.0%
Median Sale Price	\$250,000	\$230,500	8.5%
Average Sale Price	\$352,507	\$341,644	3.2%
Dollar Volume	\$167.1 Million	\$177.7 Million	-5.9%
Med. Pct. of Orig. List Price Received	95.2%	95.2%	0.0%
Median Time to Contract	41 Days	35 Days	17.1%
Median Time to Sale	90 Days	84 Days	7.1%
New Pending Sales	731	676	8.1%
New Listings	1,110	991	12.0%
Pending Inventory	981	991	-1.0%
Inventory (Active Listings)	3,254	2,694	20.8%
Months Supply of Inventory	5.0	3.9	28.2%



Monthly Distressed Market - January 2017

Single Family Homes

Sarasota County



		January 2017	January 2016	Percent Change Year-over-Year
Traditional	Closed Sales	441	459	-3.9%
	Median Sale Price	\$260,000	\$249,900	4.0%
Foreclosure/REO	Closed Sales	27	49	-44.9%
	Median Sale Price	\$155,000	\$155,500	-0.3%
Short Sale	Closed Sales	6	12	-50.0%
	Median Sale Price	\$397,397	\$175,000	127.1%

