

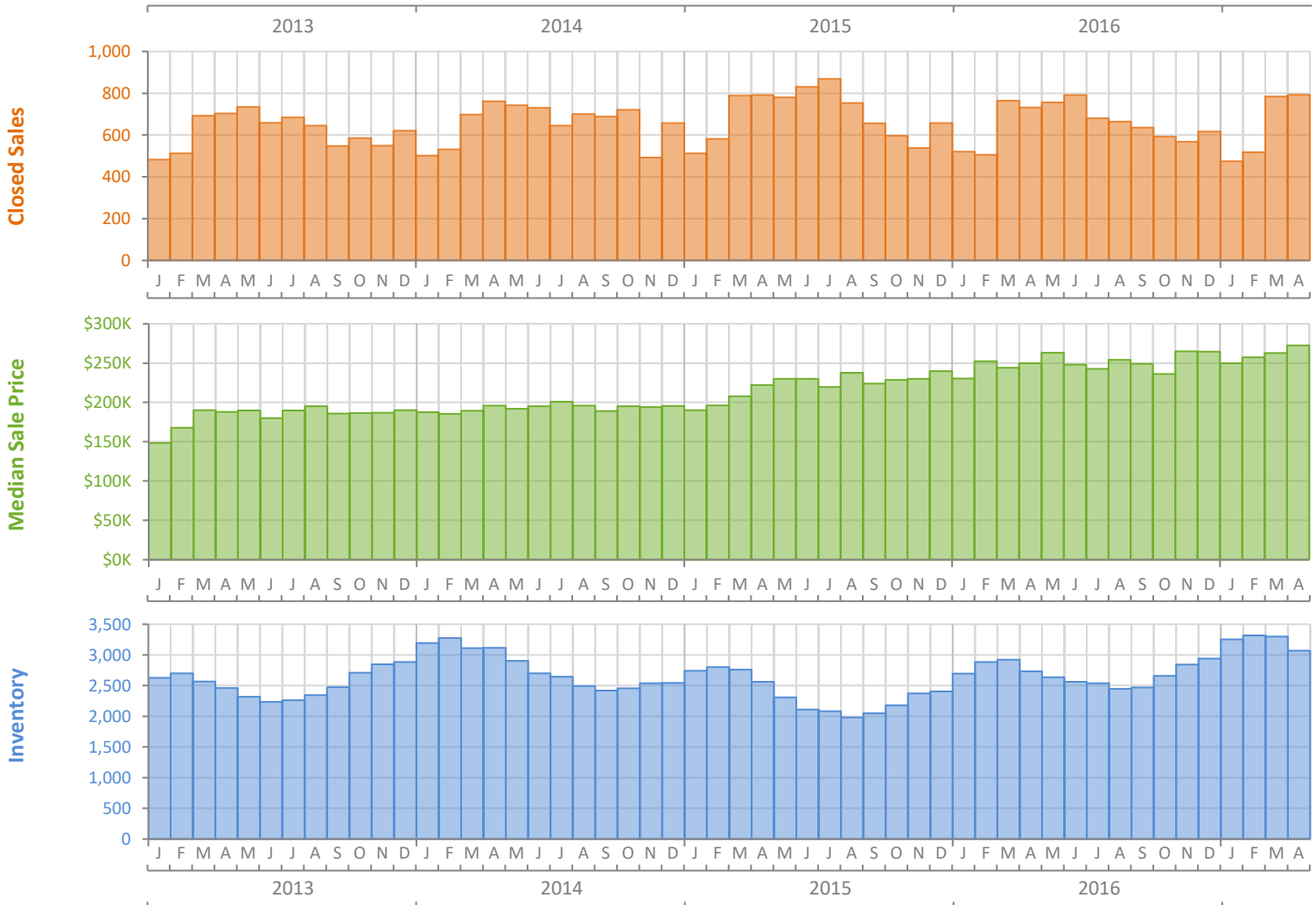
Monthly Market Summary - April 2017

Single Family Homes

Sarasota County



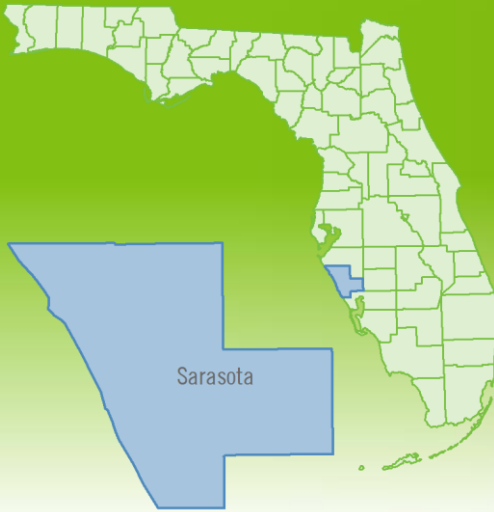
	April 2017	April 2016	Percent Change Year-over-Year
Closed Sales	793	732	8.3%
Paid in Cash	316	298	6.0%
Median Sale Price	\$272,500	\$250,000	9.0%
Average Sale Price	\$382,073	\$333,130	14.7%
Dollar Volume	\$303.0 Million	\$243.9 Million	24.2%
Med. Pct. of Orig. List Price Received	95.2%	95.1%	0.1%
Median Time to Contract	45 Days	35 Days	28.6%
Median Time to Sale	94 Days	87 Days	8.0%
New Pending Sales	823	847	-2.8%
New Listings	730	810	-9.9%
Pending Inventory	1,244	1,272	-2.2%
Inventory (Active Listings)	3,070	2,734	12.3%
Months Supply of Inventory	4.7	4.0	17.5%



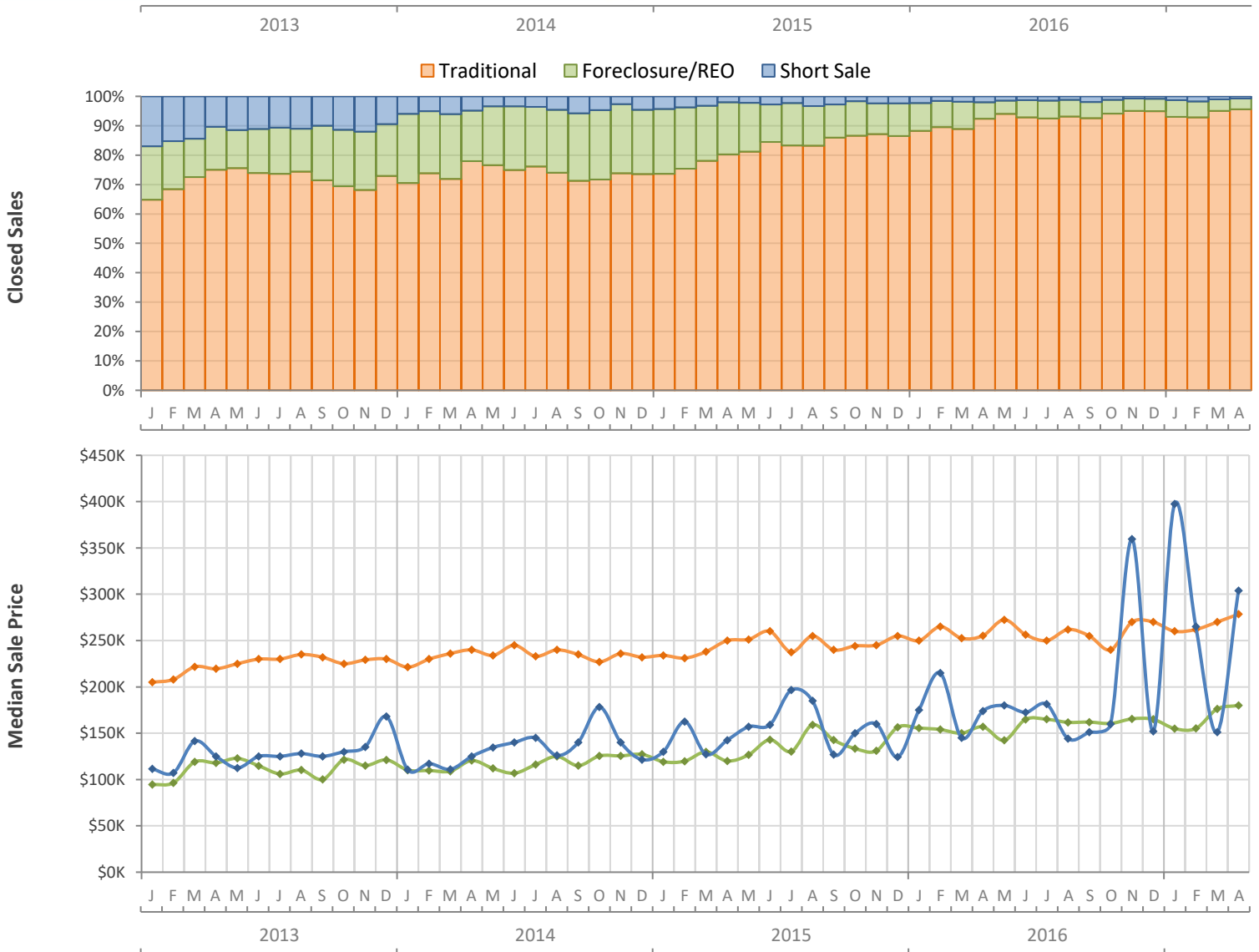
Monthly Distressed Market - April 2017

Single Family Homes

Sarasota County



		April 2017	April 2016	Percent Change Year-over-Year
Traditional	Closed Sales	758	676	12.1%
	Median Sale Price	\$278,450	\$255,250	9.1%
Foreclosure/REO	Closed Sales	29	41	-29.3%
	Median Sale Price	\$179,900	\$156,900	14.7%
Short Sale	Closed Sales	6	15	-60.0%
	Median Sale Price	\$304,000	\$174,000	74.7%



Produced by Florida REALTORS® with data provided by Florida's multiple listing services. Statistics for each month compiled from MLS feeds on the 15th day of the following month. Data released on Wednesday, May 24, 2017. Historical data revised on Monday, January 16, 2017. Next data release is Wednesday, June 21, 2017.