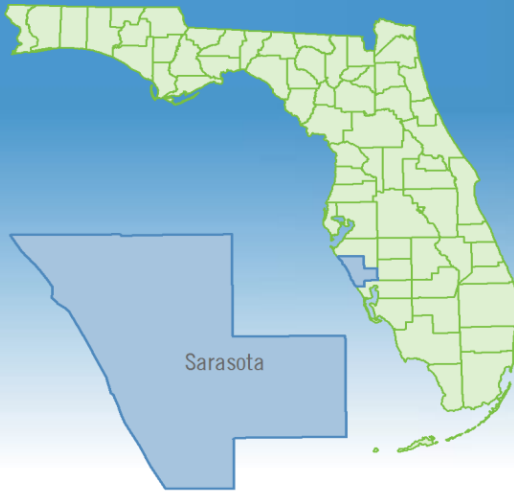


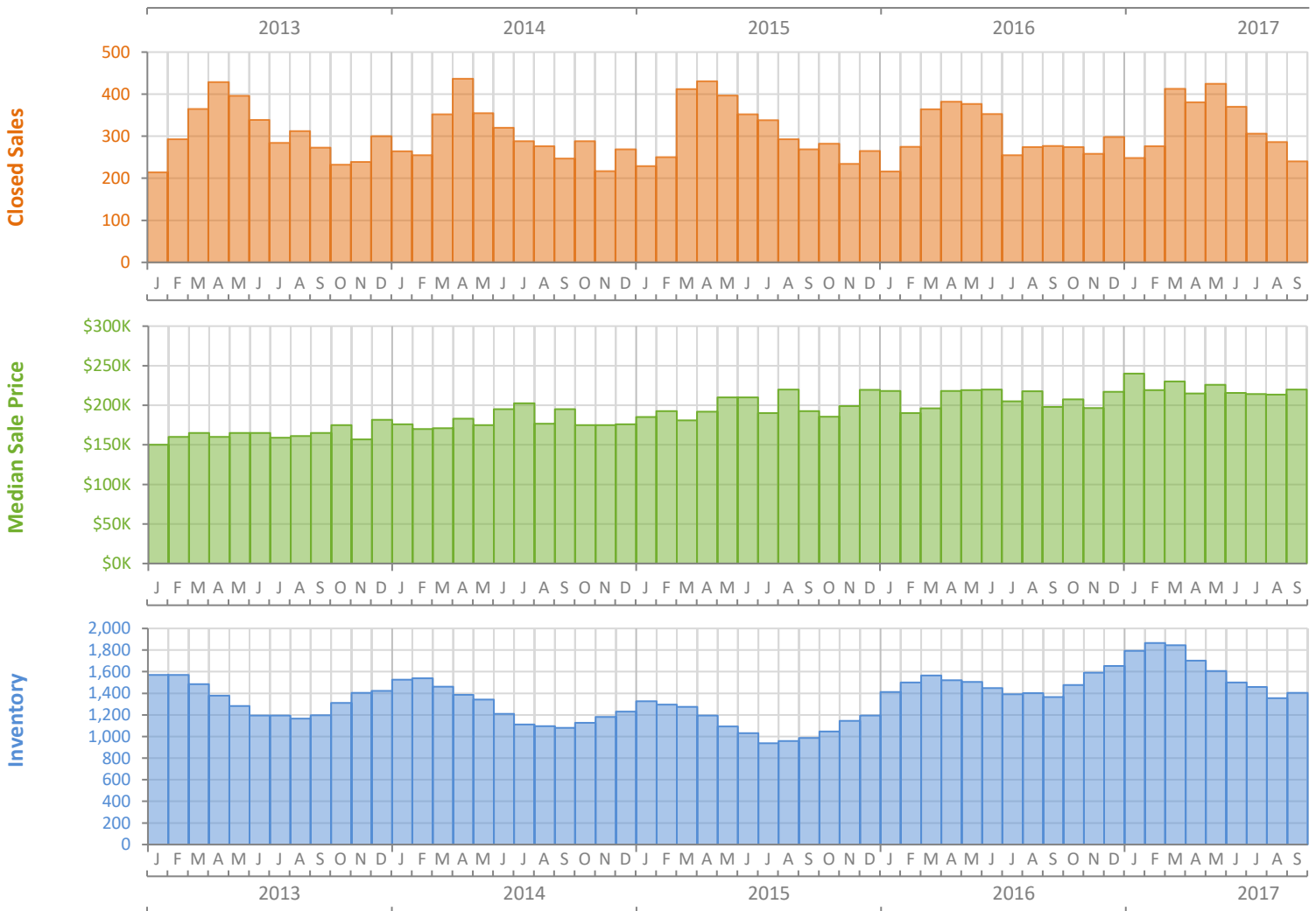
Monthly Market Summary - September 2017

Townhouses and Condos

Sarasota County



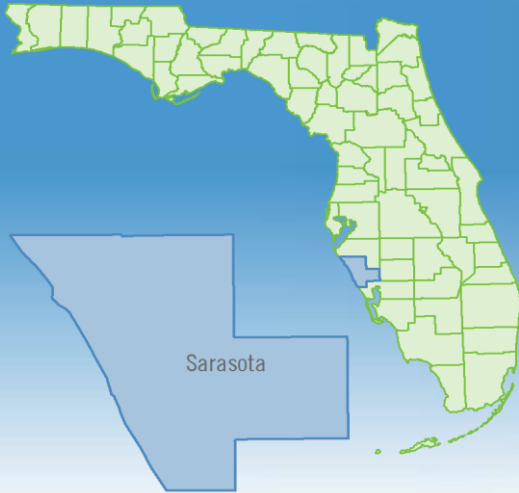
	September 2017	September 2016	Percent Change Year-over-Year
Closed Sales	240	277	-13.4%
Paid in Cash	135	158	-14.6%
Median Sale Price	\$220,000	\$197,770	11.2%
Average Sale Price	\$314,206	\$277,738	13.1%
Dollar Volume	\$75.4 Million	\$76.9 Million	-2.0%
Med. Pct. of Orig. List Price Received	94.2%	94.3%	-0.1%
Median Time to Contract	61 Days	62 Days	-1.6%
Median Time to Sale	110 Days	114 Days	-3.5%
New Pending Sales	185	302	-38.7%
New Listings	282	344	-18.0%
Pending Inventory	400	472	-15.3%
Inventory (Active Listings)	1,404	1,364	2.9%
Months Supply of Inventory	4.5	4.6	-2.2%



Monthly Distressed Market - September 2017

Townhouses and Condos

Sarasota County



		September 2017	September 2016	Percent Change Year-over-Year
Traditional	Closed Sales	235	266	-11.7%
	Median Sale Price	\$220,000	\$205,000	7.3%
Foreclosure/REO	Closed Sales	4	10	-60.0%
	Median Sale Price	\$168,950	\$157,000	7.6%
Short Sale	Closed Sales	1	1	0.0%
	Median Sale Price	\$387,000	\$110,000	251.8%

