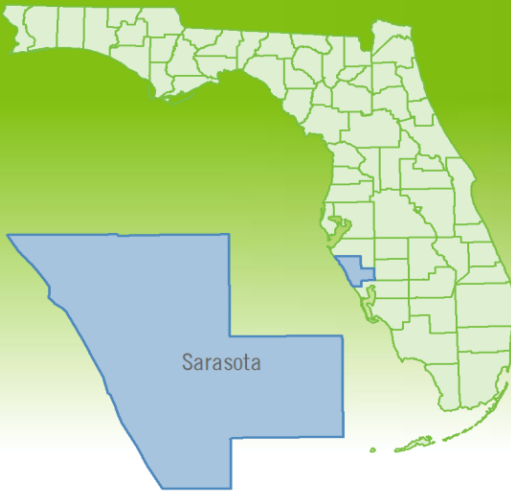


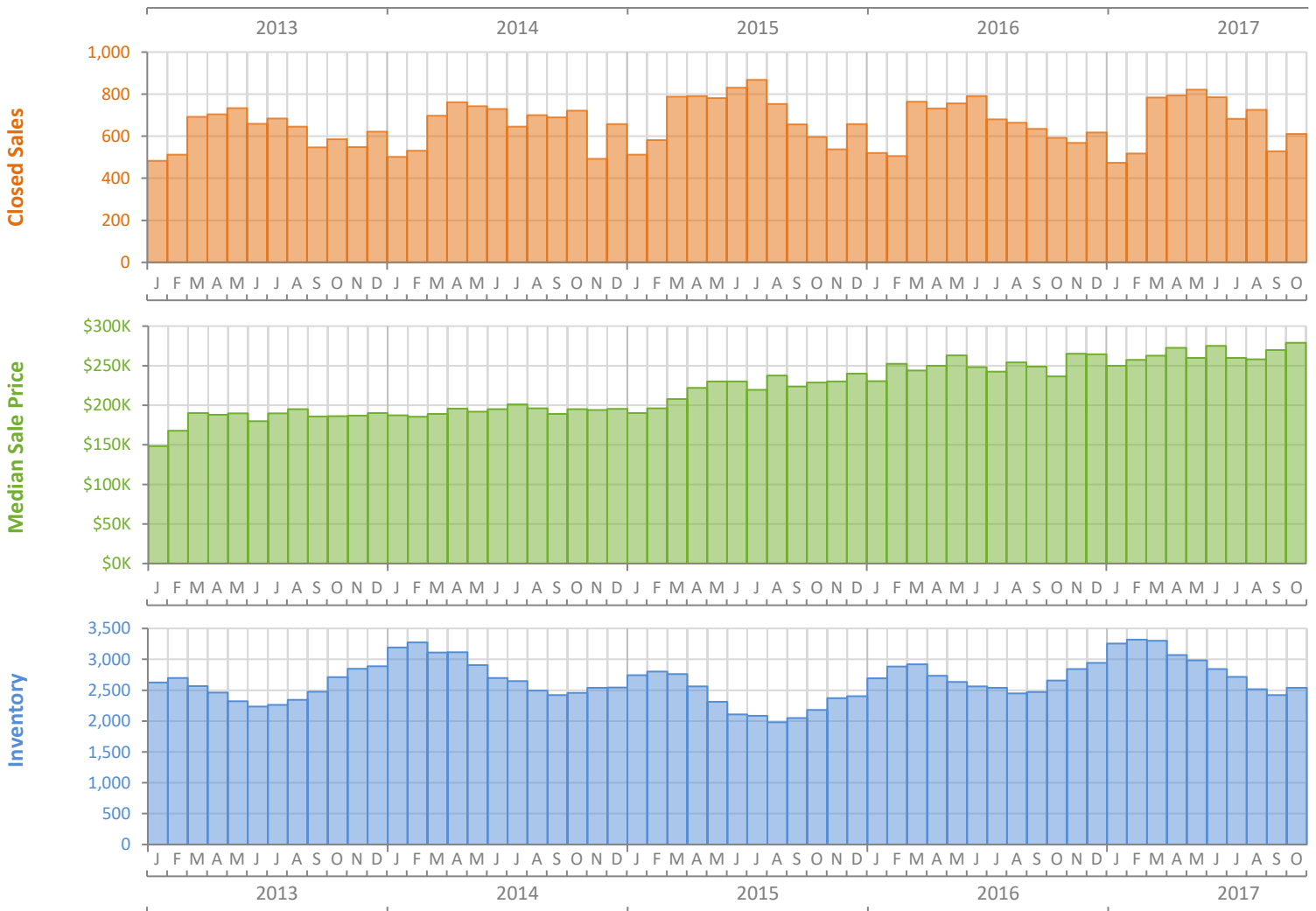
Monthly Market Summary - October 2017

Single Family Homes

Sarasota County



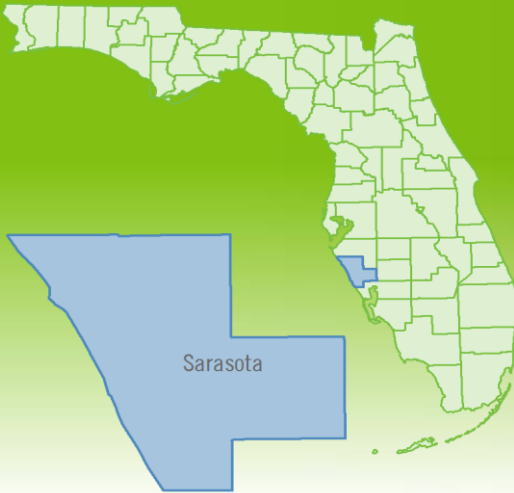
	October 2017	October 2016	Percent Change Year-over-Year
Closed Sales	611	592	3.2%
Paid in Cash	228	221	3.2%
Median Sale Price	\$279,000	\$236,313	18.1%
Average Sale Price	\$381,268	\$319,350	19.4%
Dollar Volume	\$233.0 Million	\$189.1 Million	23.2%
Med. Pct. of Orig. List Price Received	95.4%	95.9%	-0.5%
Median Time to Contract	47 Days	39 Days	20.5%
Median Time to Sale	95 Days	90 Days	5.6%
New Pending Sales	646	596	8.4%
New Listings	880	844	4.3%
Pending Inventory	811	884	-8.3%
Inventory (Active Listings)	2,540	2,657	-4.4%
Months Supply of Inventory	3.9	4.1	-4.9%



Monthly Distressed Market - October 2017

Single Family Homes

Sarasota County



		October 2017	October 2016	Percent Change Year-over-Year
Traditional	Closed Sales	579	557	3.9%
	Median Sale Price	\$286,518	\$240,000	19.4%
Foreclosure/REO	Closed Sales	26	28	-7.1%
	Median Sale Price	\$174,550	\$160,500	8.8%
Short Sale	Closed Sales	6	7	-14.3%
	Median Sale Price	\$181,000	\$160,000	13.1%

