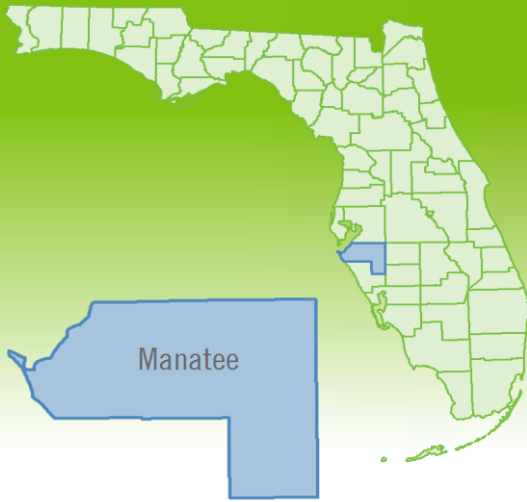


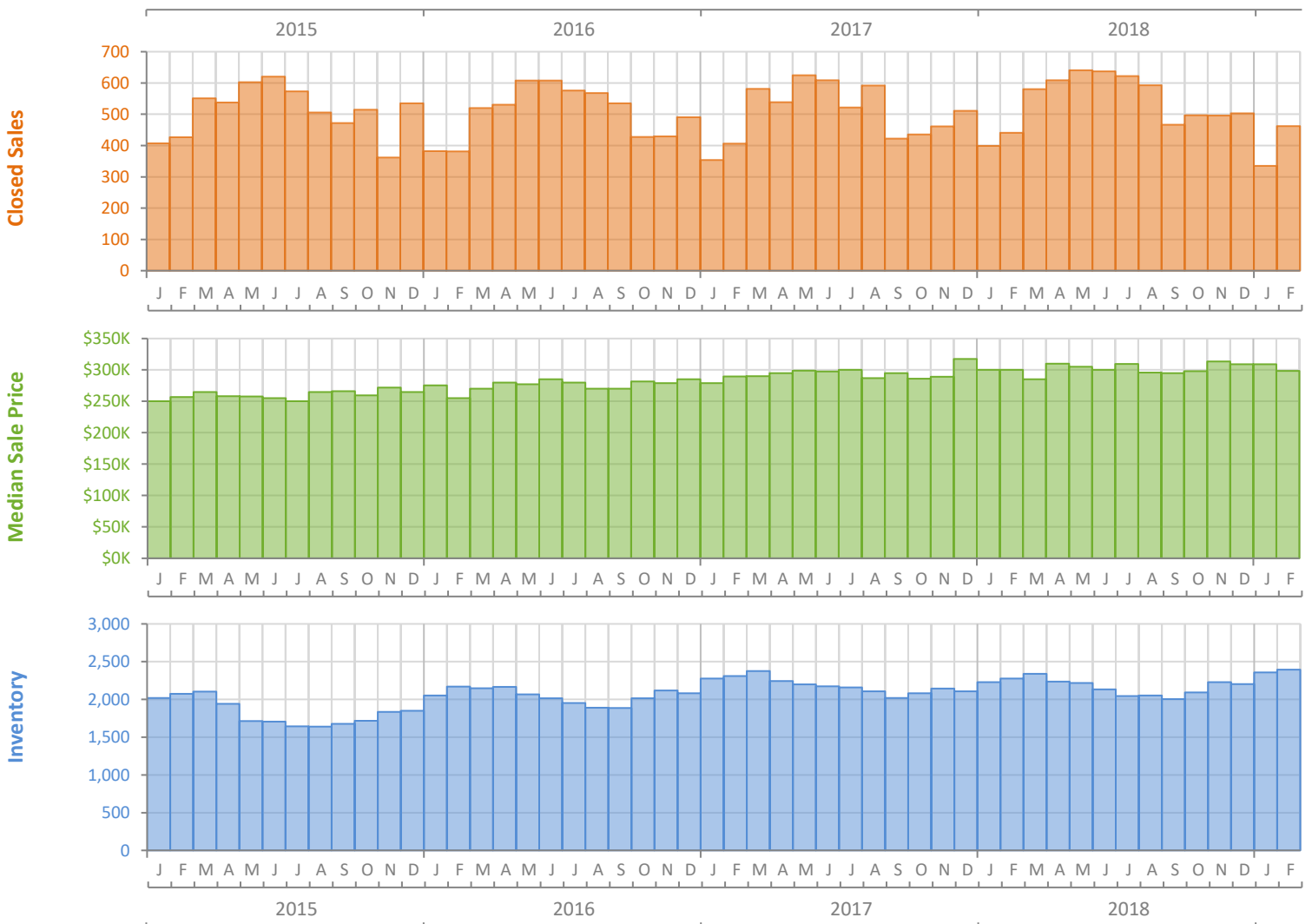
# Monthly Market Summary - February 2019

## Single Family Homes

### Manatee County



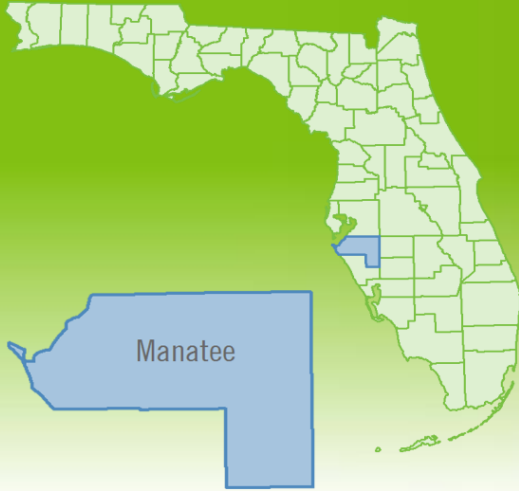
	February 2019	February 2018	Percent Change Year-over-Year
Closed Sales	462	441	4.8%
Paid in Cash	125	140	-10.7%
Median Sale Price	\$298,500	\$300,000	-0.5%
Average Sale Price	\$389,119	\$379,253	2.6%
Dollar Volume	\$179.8 Million	\$167.3 Million	7.5%
Med. Pct. of Orig. List Price Received	95.9%	94.8%	1.2%
Median Time to Contract	49 Days	62 Days	-21.0%
Median Time to Sale	97 Days	107 Days	-9.3%
New Pending Sales	602	583	3.3%
New Listings	718	727	-1.2%
Pending Inventory	862	877	-1.7%
Inventory (Active Listings)	2,393	2,275	5.2%
Months Supply of Inventory	4.5	4.4	2.3%



# Monthly Distressed Market - February 2019

## Single Family Homes

### Manatee County



		February 2019	February 2018	Percent Change Year-over-Year
Traditional	Closed Sales	449	424	5.9%
	Median Sale Price	\$300,000	\$302,495	-0.8%
Foreclosure/REO	Closed Sales	11	14	-21.4%
	Median Sale Price	\$191,000	\$220,000	-13.2%
Short Sale	Closed Sales	2	3	-33.3%
	Median Sale Price	\$97,500	\$300,000	-67.5%

