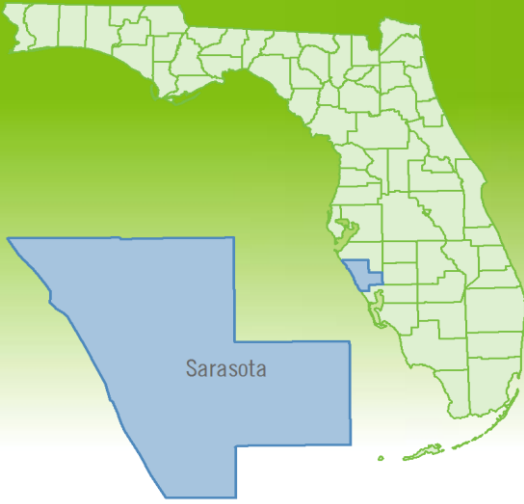


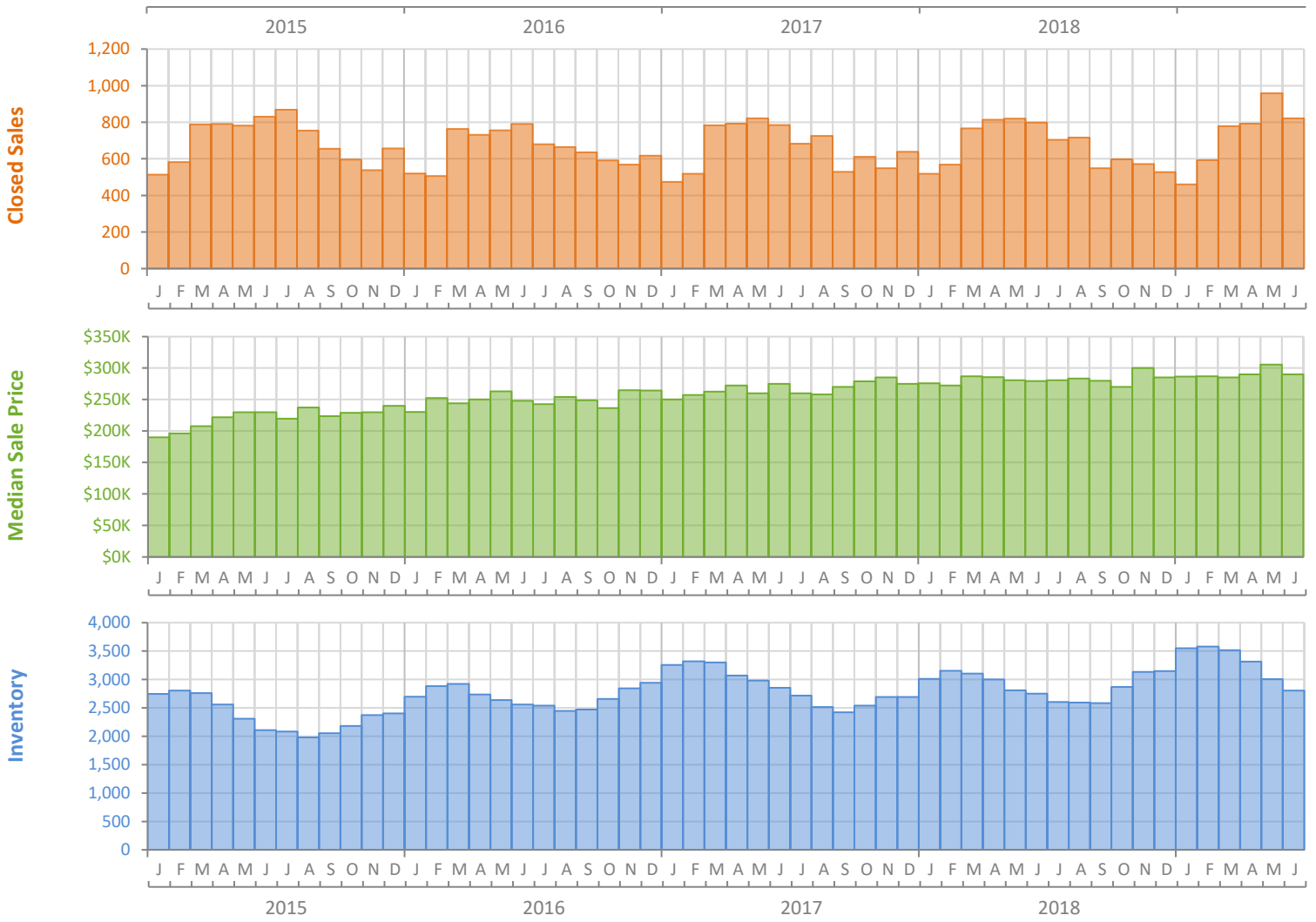
Monthly Market Summary - June 2019

Single Family Homes

Sarasota County



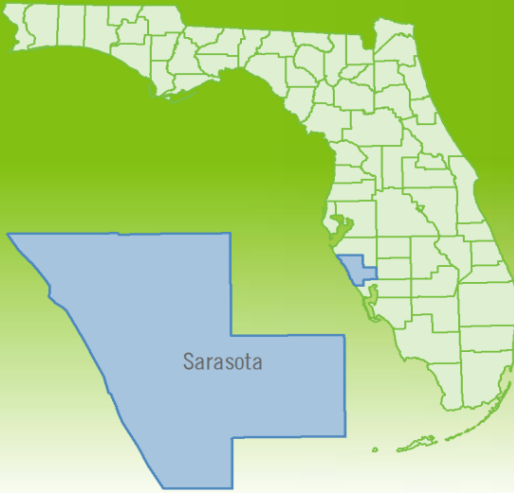
	June 2019	June 2018	Percent Change Year-over-Year
Closed Sales	821	798	2.9%
Paid in Cash	261	269	-3.0%
Median Sale Price	\$290,000	\$279,500	3.8%
Average Sale Price	\$397,227	\$413,562	-3.9%
Dollar Volume	\$326.1 Million	\$330.0 Million	-1.2%
Med. Pct. of Orig. List Price Received	94.7%	95.2%	-0.5%
Median Time to Contract	64 Days	52 Days	23.1%
Median Time to Sale	108 Days	103 Days	4.9%
New Pending Sales	753	722	4.3%
New Listings	729	798	-8.6%
Pending Inventory	1,109	1,006	10.2%
Inventory (Active Listings)	2,805	2,748	2.1%
Months Supply of Inventory	4.2	4.1	2.4%



Monthly Distressed Market - June 2019

Single Family Homes

Sarasota County



		June 2019	June 2018	Percent Change Year-over-Year
Traditional	Closed Sales	796	782	1.8%
	Median Sale Price	\$292,178	\$284,000	2.9%
Foreclosure/REO	Closed Sales	19	10	90.0%
	Median Sale Price	\$178,000	\$189,000	-5.8%
Short Sale	Closed Sales	6	6	0.0%
	Median Sale Price	\$209,235	\$164,950	26.8%

