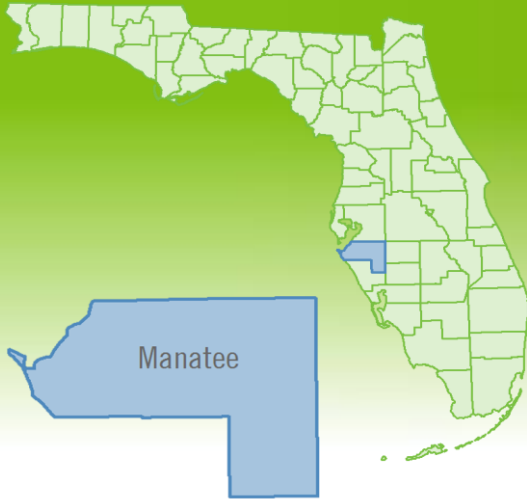


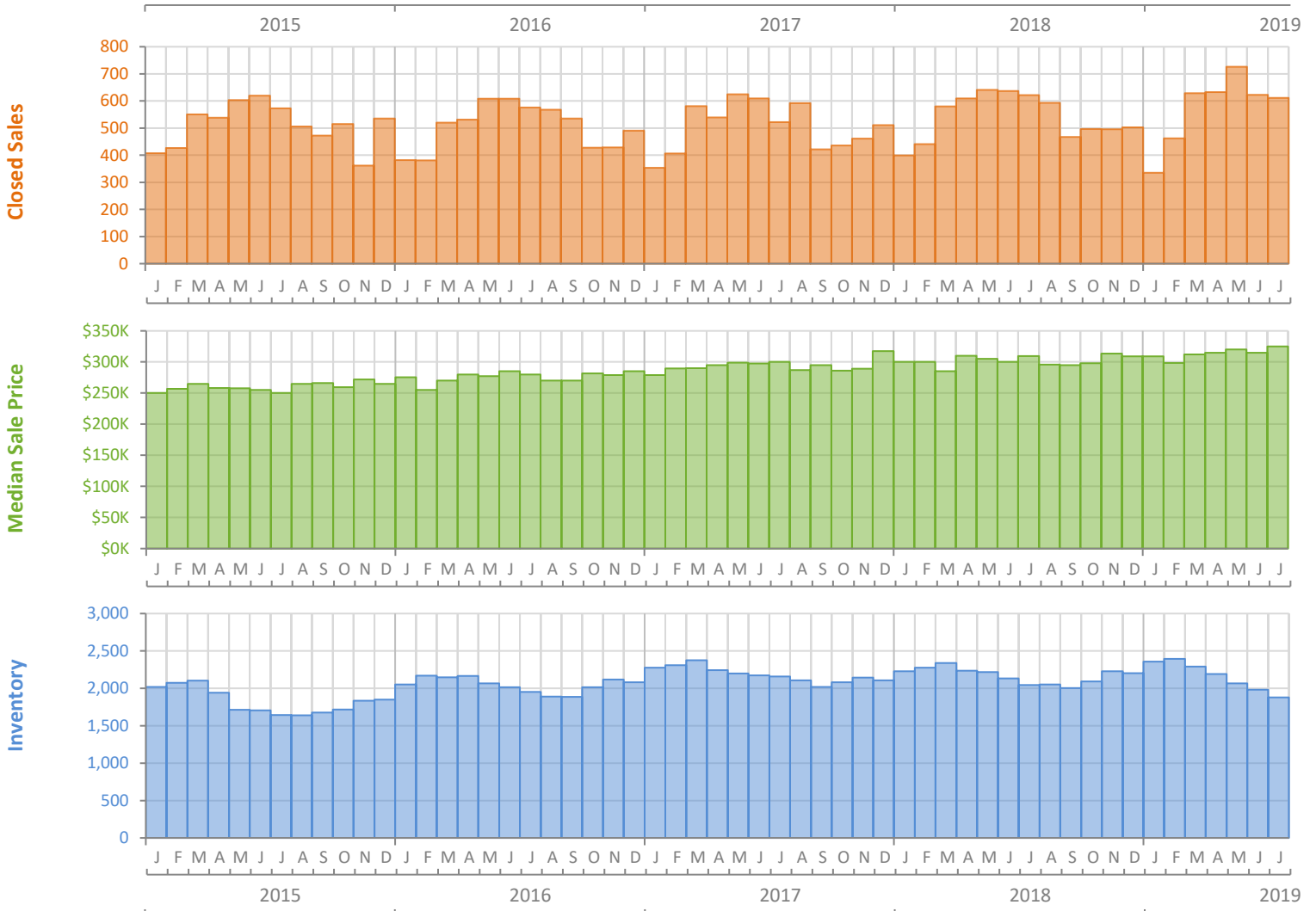
Monthly Market Summary - July 2019

Single Family Homes

Manatee County



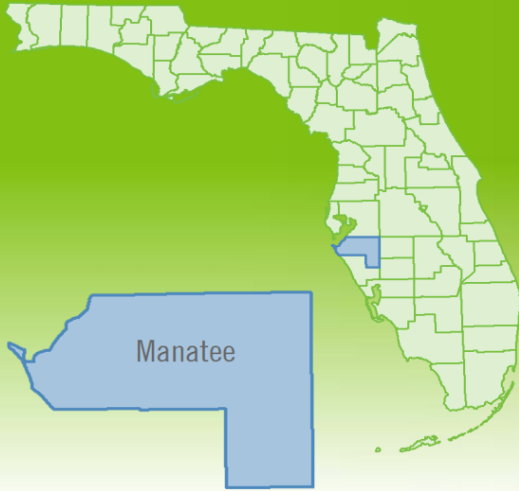
	July 2019	July 2018	Percent Change Year-over-Year
Closed Sales	611	622	-1.8%
Paid in Cash	142	162	-12.3%
Median Sale Price	\$325,000	\$309,500	5.0%
Average Sale Price	\$391,049	\$383,398	2.0%
Dollar Volume	\$238.9 Million	\$238.5 Million	0.2%
Med. Pct. of Orig. List Price Received	95.9%	96.0%	-0.1%
Median Time to Contract	53 Days	49 Days	8.2%
Median Time to Sale	99 Days	90 Days	10.0%
New Pending Sales	608	567	7.2%
New Listings	651	600	8.5%
Pending Inventory	868	789	10.0%
Inventory (Active Listings)	1,877	2,045	-8.2%
Months Supply of Inventory	3.4	3.9	-12.8%



Monthly Distressed Market - July 2019

Single Family Homes

Manatee County



		July 2019	July 2018	Percent Change Year-over-Year
Traditional	Closed Sales	595	609	-2.3%
	Median Sale Price	\$327,351	\$313,990	4.3%
Foreclosure/REO	Closed Sales	10	10	0.0%
	Median Sale Price	\$157,500	\$165,750	-5.0%
Short Sale	Closed Sales	6	3	100.0%
	Median Sale Price	\$221,775	\$310,000	-28.5%

