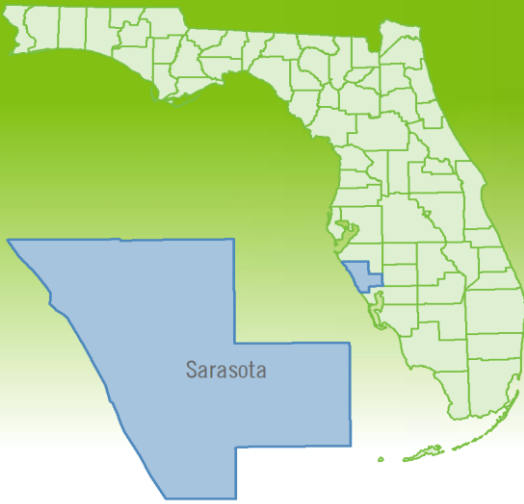


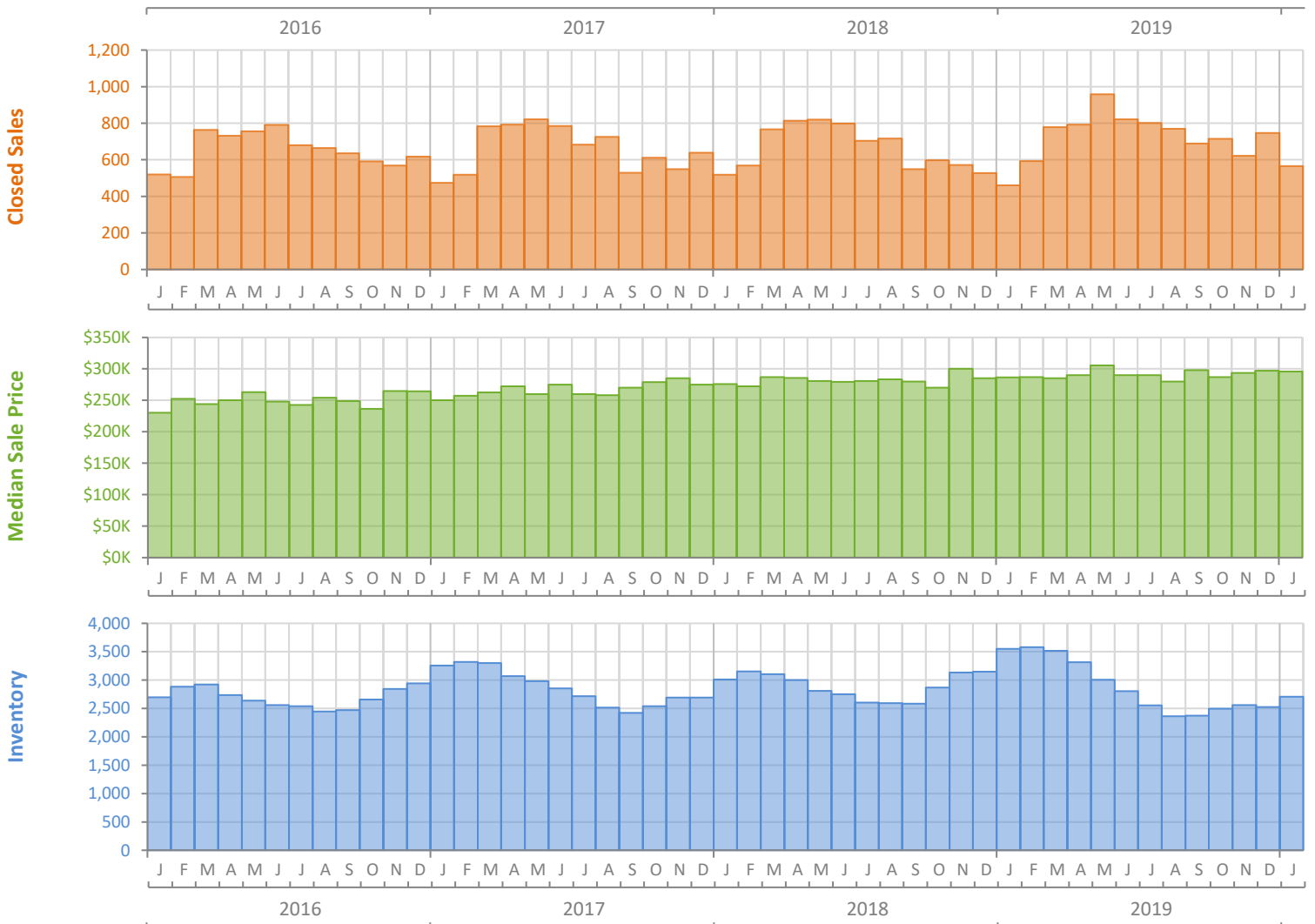
Monthly Market Summary - January 2020

Single Family Homes

Sarasota County



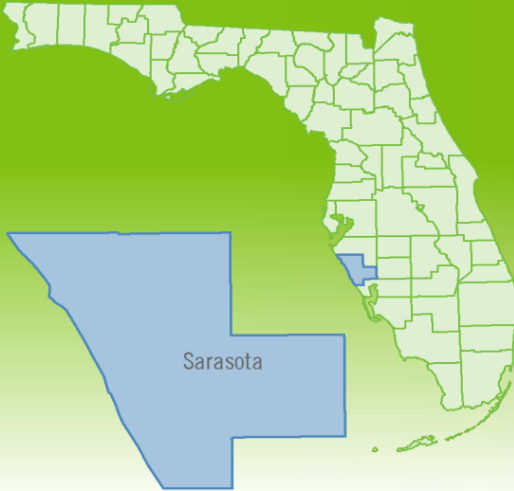
	January 2020	January 2019	Percent Change Year-over-Year
Closed Sales	565	460	22.8%
Paid in Cash	246	168	46.4%
Median Sale Price	\$296,000	\$286,600	3.3%
Average Sale Price	\$410,249	\$412,457	-0.5%
Dollar Volume	\$231.8 Million	\$189.7 Million	22.2%
Med. Pct. of Orig. List Price Received	96.2%	95.3%	0.9%
Median Time to Contract	34 Days	45 Days	-24.4%
Median Time to Sale	81 Days	88 Days	-8.0%
New Pending Sales	817	723	13.0%
New Listings	1,092	1,265	-13.7%
Pending Inventory	967	891	8.5%
Inventory (Active Listings)	2,704	3,548	-23.8%
Months Supply of Inventory	3.6	5.4	-33.3%



Monthly Distressed Market - January 2020

Single Family Homes

Sarasota County



		January 2020	January 2019	Percent Change Year-over-Year
Traditional	Closed Sales	548	443	23.7%
	Median Sale Price	\$300,000	\$290,000	3.4%
Foreclosure/REO	Closed Sales	14	11	27.3%
	Median Sale Price	\$166,750	\$201,900	-17.4%
Short Sale	Closed Sales	3	6	-50.0%
	Median Sale Price	\$185,250	\$222,250	-16.6%

