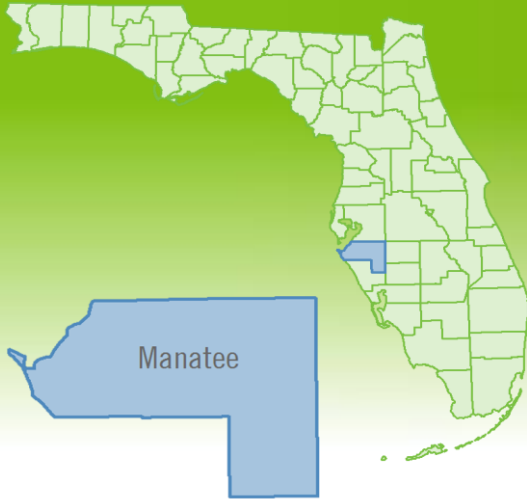


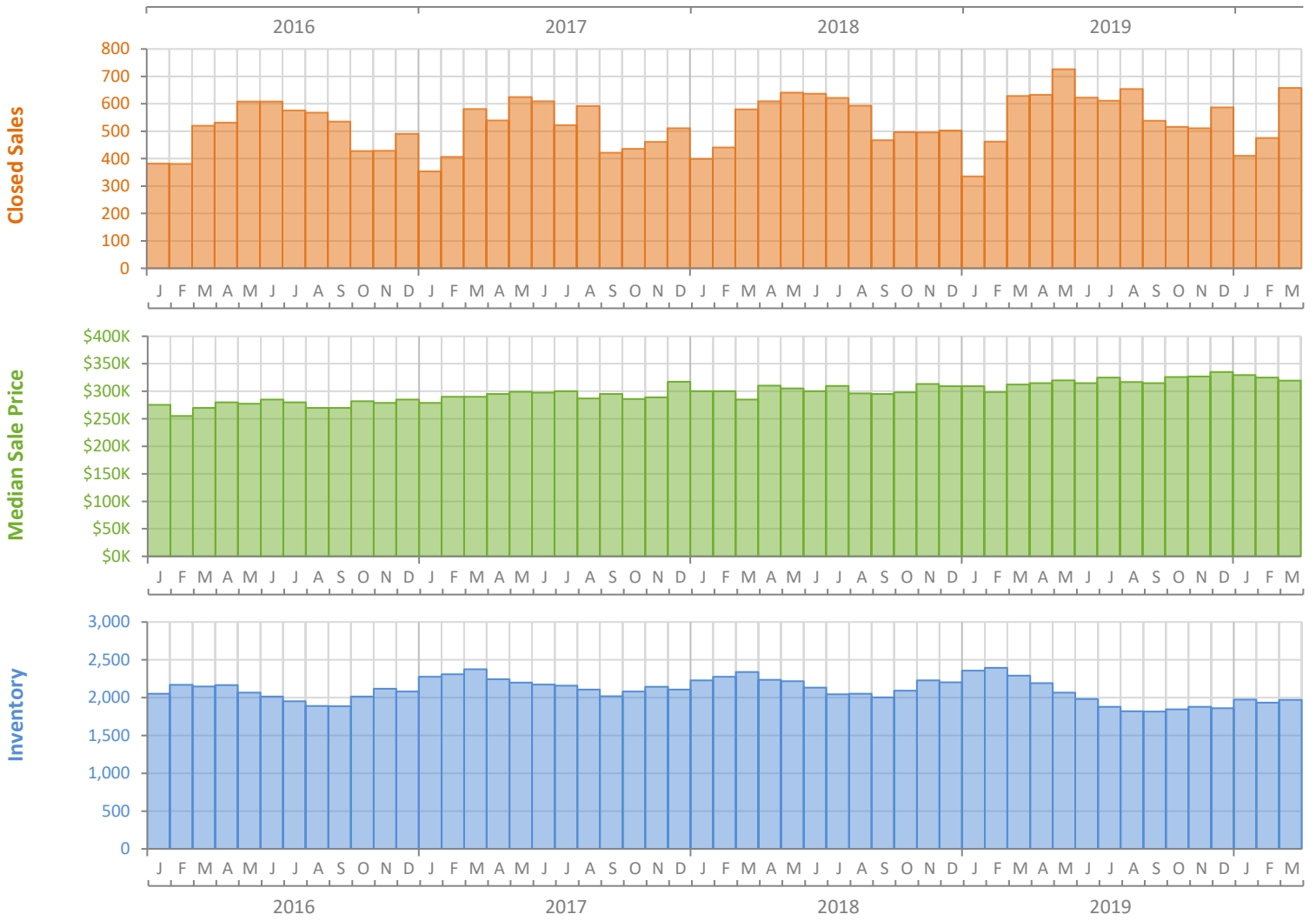
Monthly Market Summary - March 2020

Single Family Homes

Manatee County



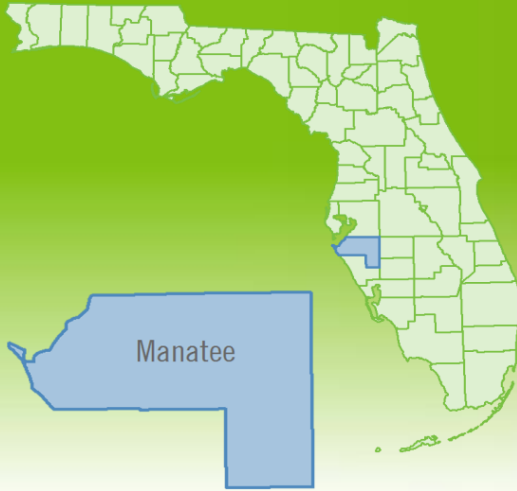
	March 2020	March 2019	Percent Change Year-over-Year
Closed Sales	658	629	4.6%
Paid in Cash	175	185	-5.4%
Median Sale Price	\$319,500	\$312,000	2.4%
Average Sale Price	\$390,674	\$392,616	-0.5%
Dollar Volume	\$257.1 Million	\$247.0 Million	4.1%
Med. Pct. of Orig. List Price Received	96.6%	95.6%	1.0%
Median Time to Contract	44 Days	58 Days	-24.1%
Median Time to Sale	92 Days	106 Days	-13.2%
New Pending Sales	492	739	-33.4%
New Listings	731	756	-3.3%
Pending Inventory	755	964	-21.7%
Inventory (Active Listings)	1,969	2,292	-14.1%
Months Supply of Inventory	3.4	4.2	-19.0%



Monthly Distressed Market - March 2020

Single Family Homes

Manatee County



		March 2020	March 2019	Percent Change Year-over-Year
Traditional	Closed Sales	649	612	6.0%
	Median Sale Price	\$320,000	\$313,000	2.2%
Foreclosure/REO	Closed Sales	9	13	-30.8%
	Median Sale Price	\$212,000	\$229,000	-7.4%
Short Sale	Closed Sales	0	4	-100.0%
	Median Sale Price	(No Sales)	\$256,220	N/A

