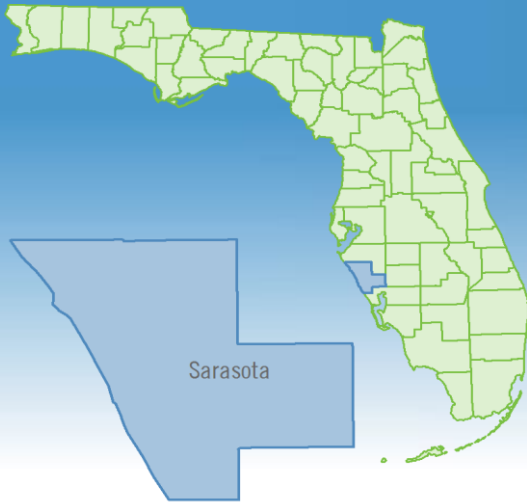


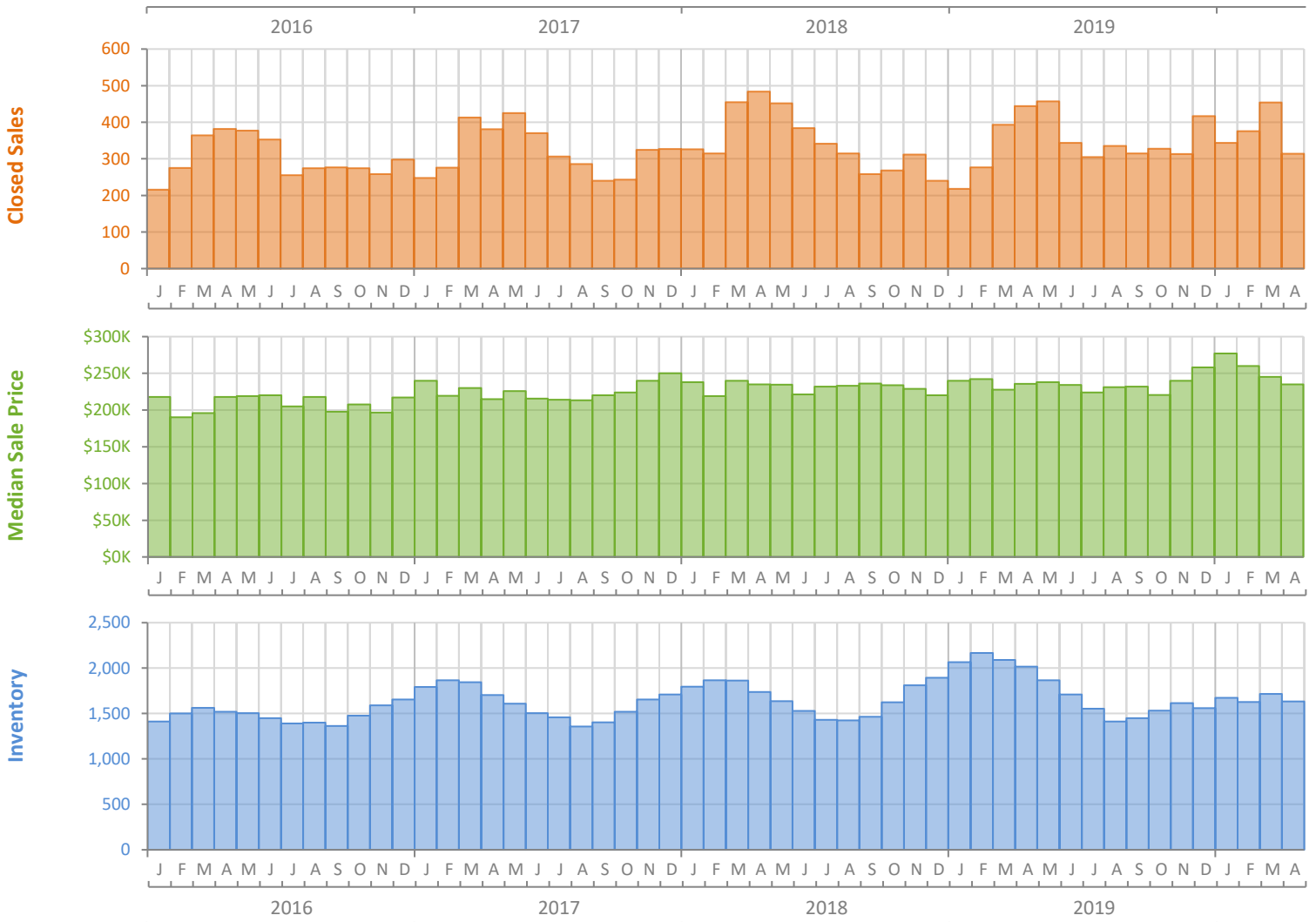
Monthly Market Summary - April 2020

Townhouses and Condos

Sarasota County



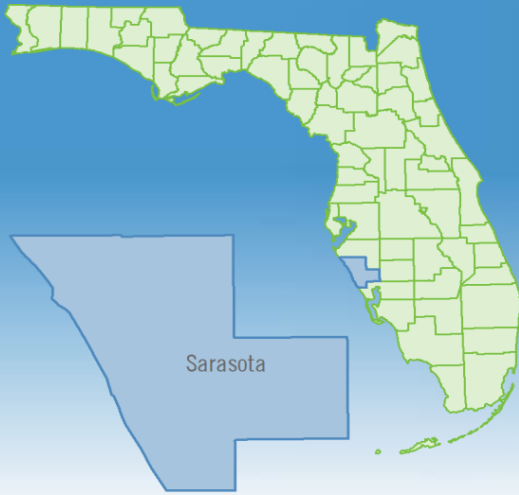
	April 2020	April 2019	Percent Change Year-over-Year
Closed Sales	314	444	-29.3%
Paid in Cash	151	260	-41.9%
Median Sale Price	\$234,863	\$235,700	-0.4%
Average Sale Price	\$333,107	\$349,550	-4.7%
Dollar Volume	\$104.6 Million	\$155.2 Million	-32.6%
Med. Pct. of Orig. List Price Received	95.1%	93.9%	1.3%
Median Time to Contract	38 Days	58 Days	-34.5%
Median Time to Sale	89 Days	107 Days	-16.8%
New Pending Sales	204	425	-52.0%
New Listings	282	426	-33.8%
Pending Inventory	459	686	-33.1%
Inventory (Active Listings)	1,633	2,016	-19.0%
Months Supply of Inventory	4.6	6.2	-25.8%



Monthly Distressed Market - April 2020

Townhouses and Condos

Sarasota County



		April 2020	April 2019	Percent Change Year-over-Year
Traditional	Closed Sales	307	437	-29.7%
	Median Sale Price	\$236,000	\$237,000	-0.4%
Foreclosure/REO	Closed Sales	7	7	0.0%
	Median Sale Price	\$160,000	\$110,000	45.5%
Short Sale	Closed Sales	0	0	N/A
	Median Sale Price	(No Sales)	(No Sales)	N/A

