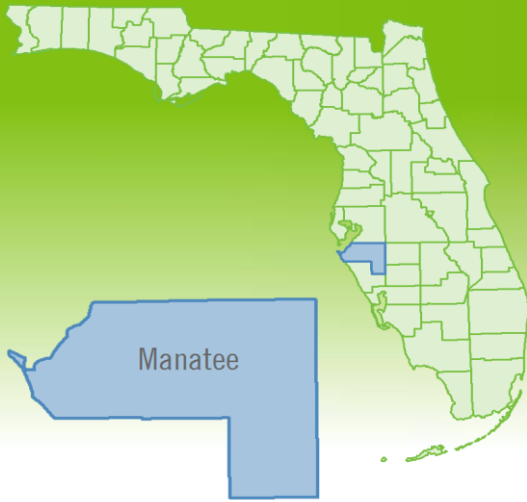


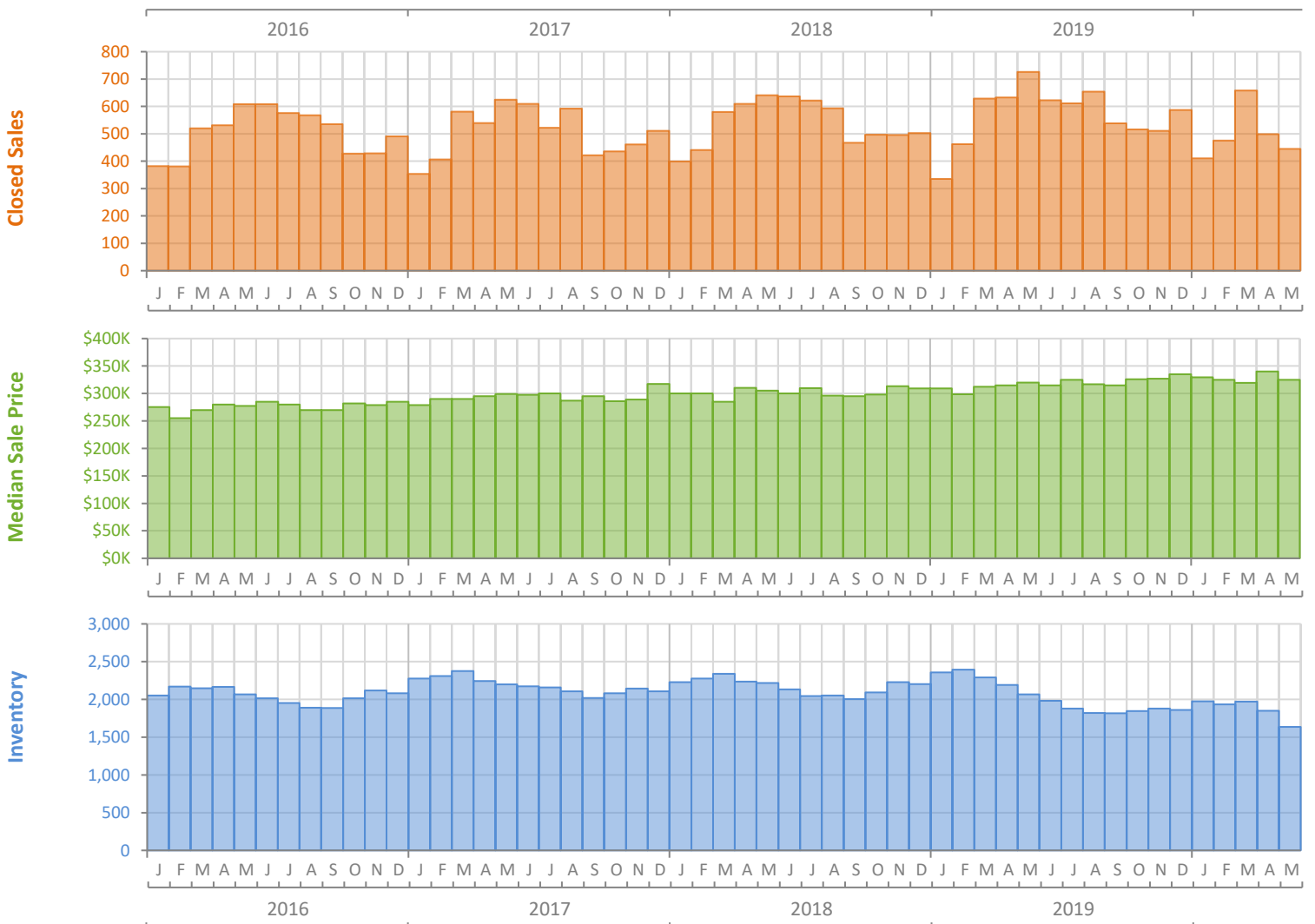
Monthly Market Summary - May 2020

Single Family Homes

Manatee County



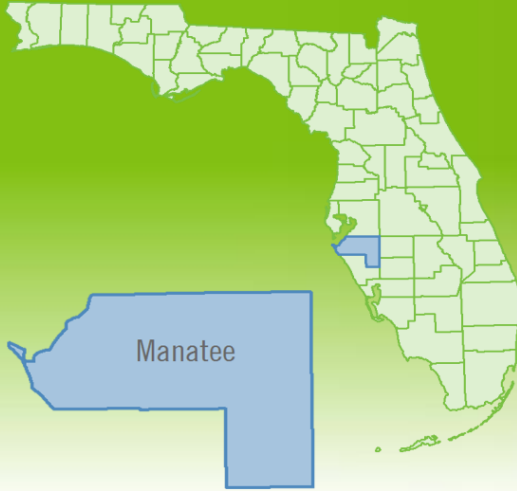
	May 2020	May 2019	Percent Change Year-over-Year
Closed Sales	445	726	-38.7%
Paid in Cash	90	195	-53.8%
Median Sale Price	\$325,000	\$319,995	1.6%
Average Sale Price	\$409,038	\$388,672	5.2%
Dollar Volume	\$182.0 Million	\$282.2 Million	-35.5%
Med. Pct. of Orig. List Price Received	96.8%	95.8%	1.0%
Median Time to Contract	39 Days	50 Days	-22.0%
Median Time to Sale	84 Days	97 Days	-13.4%
New Pending Sales	715	645	10.9%
New Listings	603	683	-11.7%
Pending Inventory	954	944	1.1%
Inventory (Active Listings)	1,635	2,065	-20.8%
Months Supply of Inventory	3.0	3.8	-21.1%



Monthly Distressed Market - May 2020

Single Family Homes

Manatee County



		May 2020	May 2019	Percent Change Year-over-Year
Traditional	Closed Sales	439	705	-37.7%
	Median Sale Price	\$327,010	\$322,000	1.6%
Foreclosure/REO	Closed Sales	6	16	-62.5%
	Median Sale Price	\$199,000	\$208,000	-4.3%
Short Sale	Closed Sales	0	5	-100.0%
	Median Sale Price	(No Sales)	\$225,000	N/A

