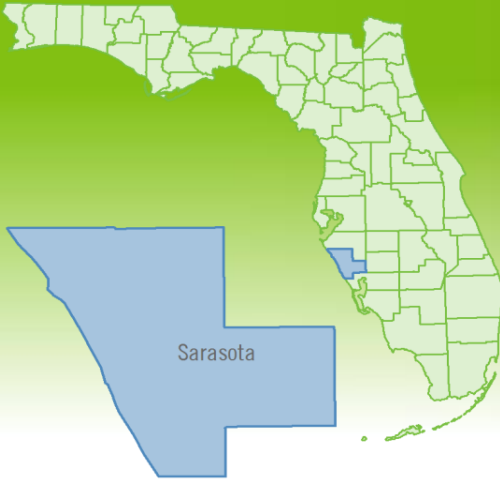


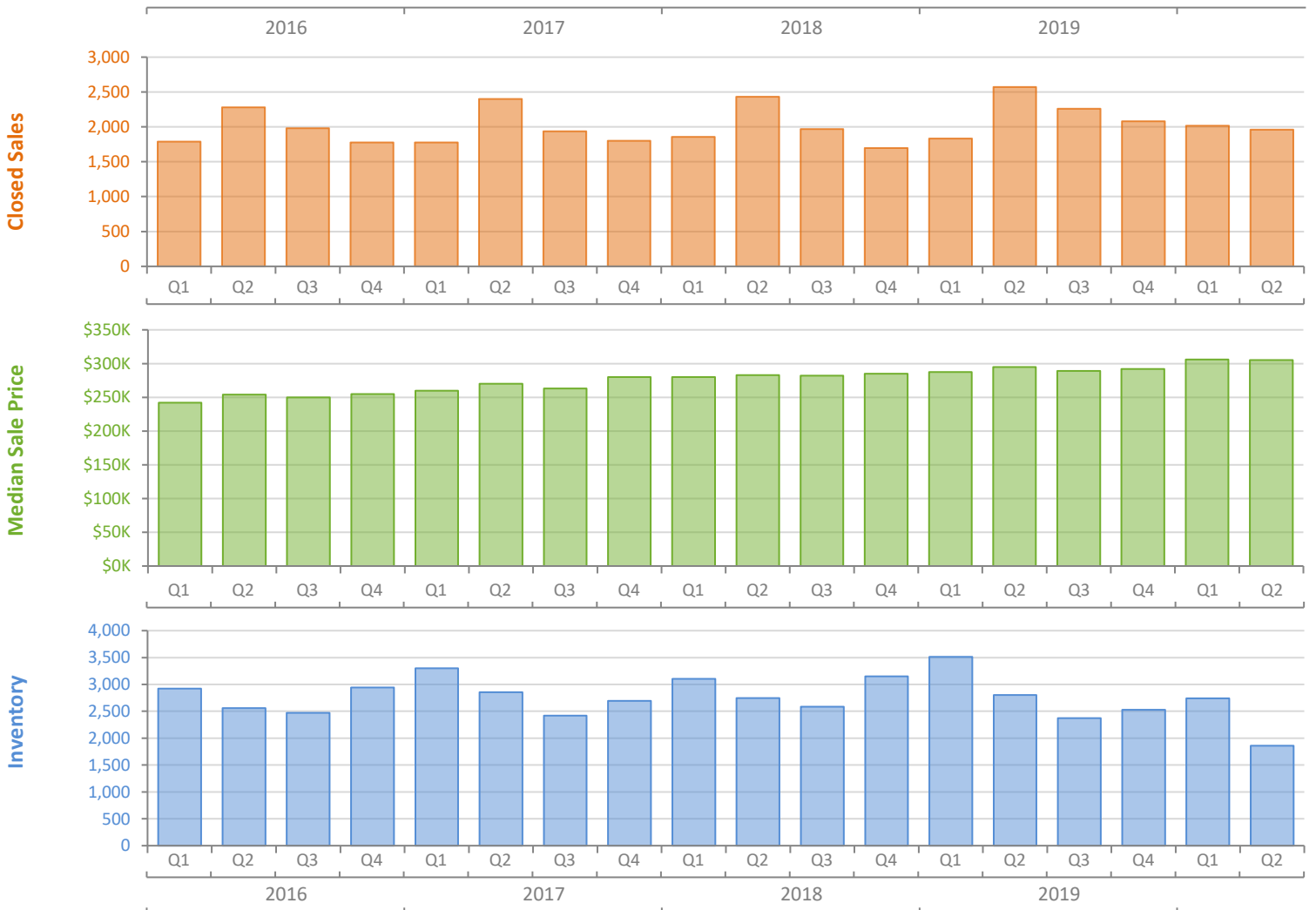
Quarterly Market Summary - Q2 2020

Single Family Homes

Sarasota County



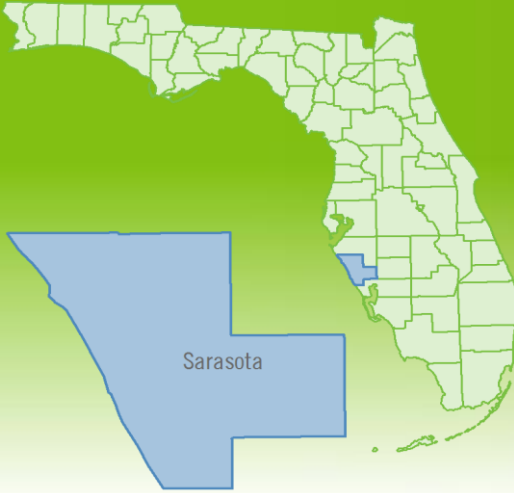
	Q2 2020	Q2 2019	Percent Change Year-over-Year
Closed Sales	1,962	2,573	-23.7%
Paid in Cash	595	894	-33.4%
Median Sale Price	\$305,000	\$295,000	3.4%
Average Sale Price	\$424,811	\$408,879	3.9%
Dollar Volume	\$833.5 Million	\$1.1 Billion	-20.8%
Med. Pct. of Orig. List Price Received	96.1%	94.6%	1.6%
Median Time to Contract	43 Days	58 Days	-25.9%
Median Time to Sale	90 Days	102 Days	-11.8%
New Pending Sales	2,404	2,504	-4.0%
New Listings	2,027	2,377	-14.7%
Pending Inventory	1,374	1,109	23.9%
Inventory (Active Listings)	1,859	2,805	-33.7%
Months Supply of Inventory	2.7	4.2	-35.7%



Quarterly Distressed Market - Q2 2020

Single Family Homes

Sarasota County



		Q2 2020	Q2 2019	Percent Change Year-over-Year
Traditional	Closed Sales	1,913	2,509	-23.8%
	Median Sale Price	\$310,000	\$298,000	4.0%
Foreclosure/REO	Closed Sales	42	52	-19.2%
	Median Sale Price	\$188,500	\$185,950	1.4%
Short Sale	Closed Sales	7	12	-41.7%
	Median Sale Price	\$191,900	\$209,235	-8.3%

