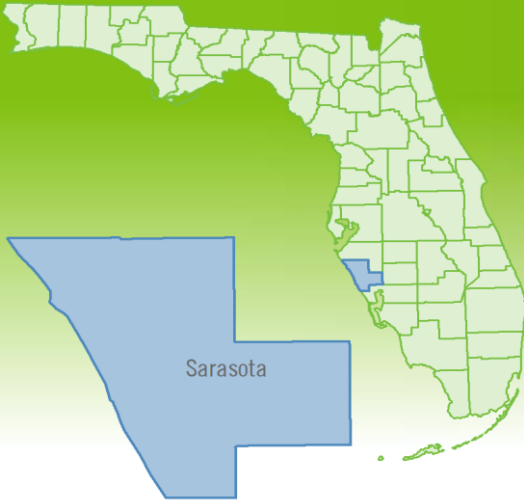


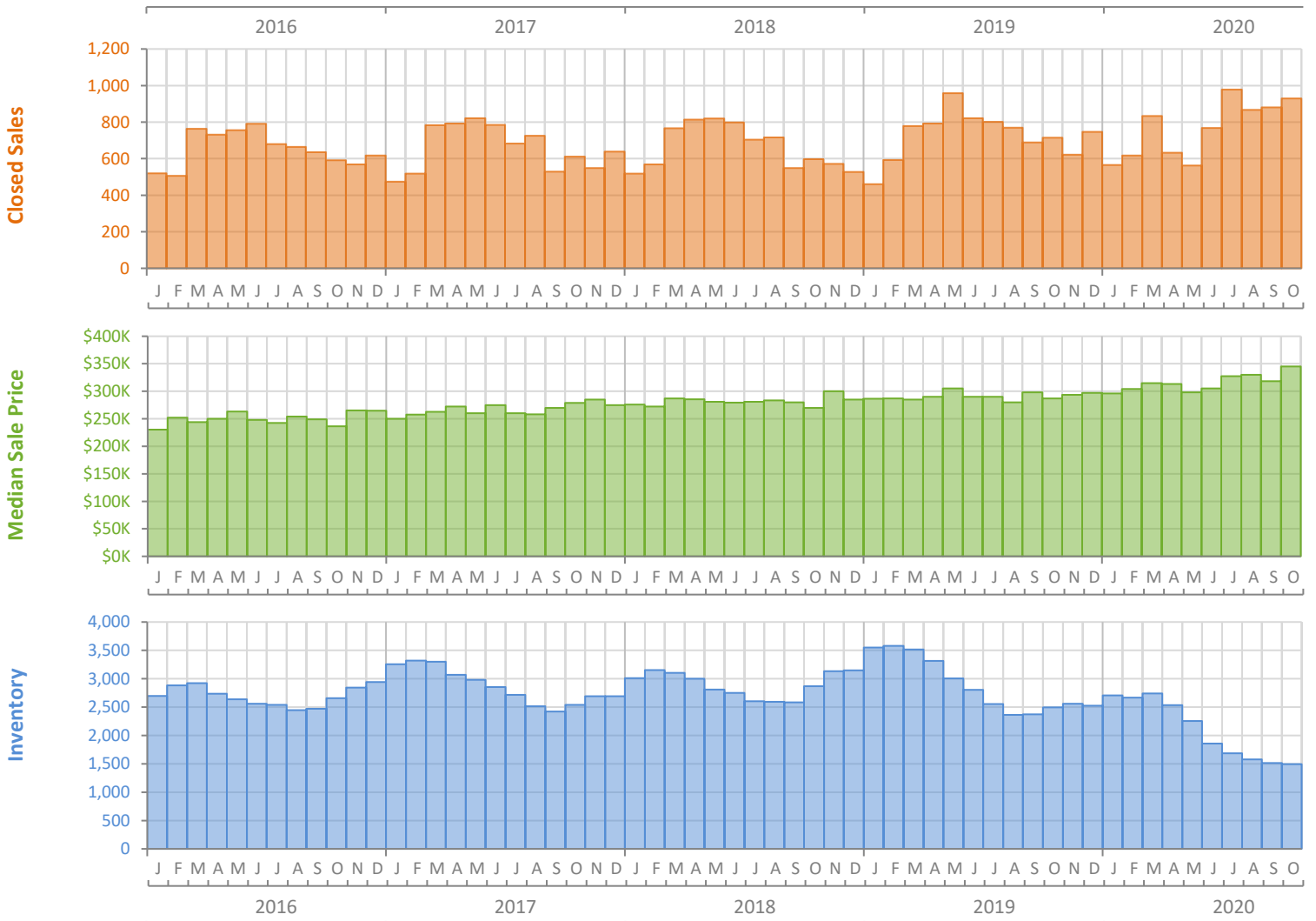
Monthly Market Summary - October 2020

Single Family Homes

Sarasota County



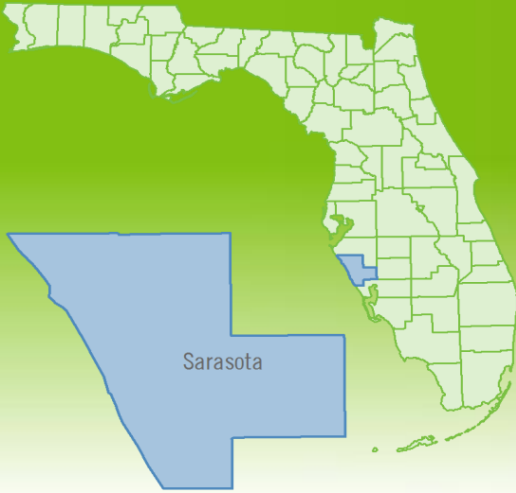
	October 2020	October 2019	Percent Change Year-over-Year
Closed Sales	929	714	30.1%
Paid in Cash	290	248	16.9%
Median Sale Price	\$345,000	\$287,000	20.2%
Average Sale Price	\$494,250	\$387,925	27.4%
Dollar Volume	\$459.2 Million	\$277.0 Million	65.8%
Med. Pct. of Orig. List Price Received	97.8%	95.8%	2.1%
Median Time to Contract	21 Days	38 Days	-44.7%
Median Time to Sale	69 Days	80 Days	-13.8%
New Pending Sales	924	667	38.5%
New Listings	1,009	906	11.4%
Pending Inventory	1,407	886	58.8%
Inventory (Active Listings)	1,496	2,493	-40.0%
Months Supply of Inventory	2.0	3.5	-42.9%



Monthly Distressed Market - October 2020

Single Family Homes

Sarasota County



		October 2020	October 2019	Percent Change Year-over-Year
Traditional	Closed Sales	926	690	34.2%
	Median Sale Price	\$345,250	\$289,450	19.3%
Foreclosure/REO	Closed Sales	2	23	-91.3%
	Median Sale Price	\$292,400	\$192,500	51.9%
Short Sale	Closed Sales	1	1	0.0%
	Median Sale Price	\$394,000	\$180,000	118.9%

