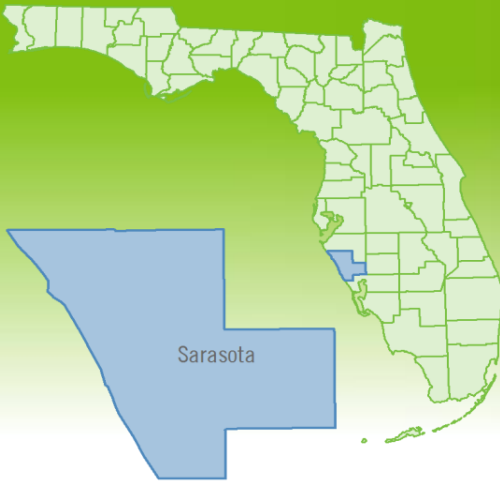


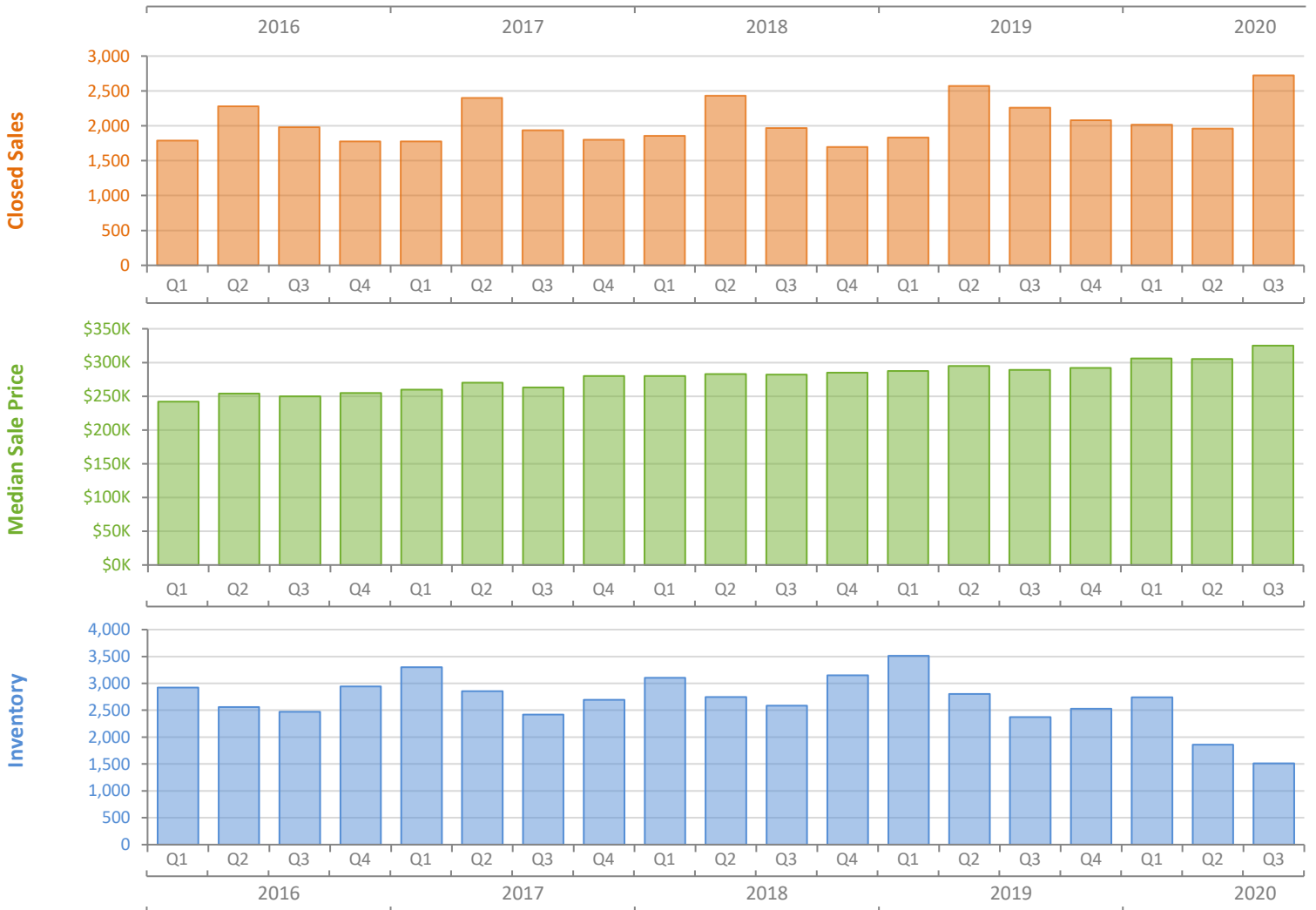
Quarterly Market Summary - Q3 2020

Single Family Homes

Sarasota County



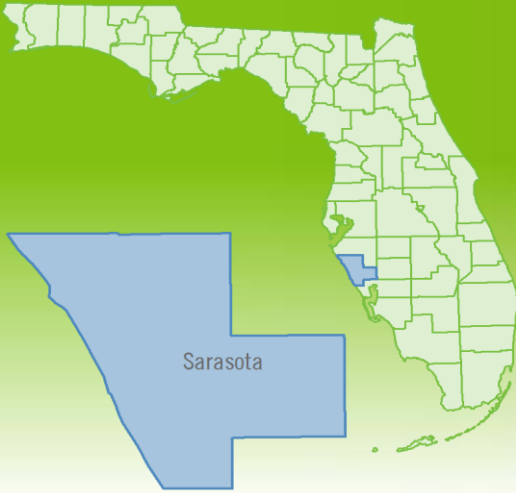
	Q3 2020	Q3 2019	Percent Change Year-over-Year
Closed Sales	2,725	2,260	20.6%
Paid in Cash	853	721	18.3%
Median Sale Price	\$325,000	\$289,250	12.4%
Average Sale Price	\$460,584	\$377,068	22.1%
Dollar Volume	\$1.3 Billion	\$852.2 Million	47.3%
Med. Pct. of Orig. List Price Received	97.1%	95.5%	1.7%
Median Time to Contract	33 Days	53 Days	-37.7%
Median Time to Sale	80 Days	97 Days	-17.5%
New Pending Sales	2,849	2,143	32.9%
New Listings	2,756	2,319	18.8%
Pending Inventory	1,437	927	55.0%
Inventory (Active Listings)	1,514	2,373	-36.2%
Months Supply of Inventory	2.1	3.4	-38.2%



Quarterly Distressed Market - Q3 2020

Single Family Homes

Sarasota County



		Q3 2020	Q3 2019	Percent Change Year-over-Year
Traditional	Closed Sales	2,685	2,199	22.1%
	Median Sale Price	\$325,000	\$290,000	12.1%
Foreclosure/REO	Closed Sales	26	50	-48.0%
	Median Sale Price	\$221,500	\$195,000	13.6%
Short Sale	Closed Sales	14	11	27.3%
	Median Sale Price	\$174,563	\$210,000	-16.9%

