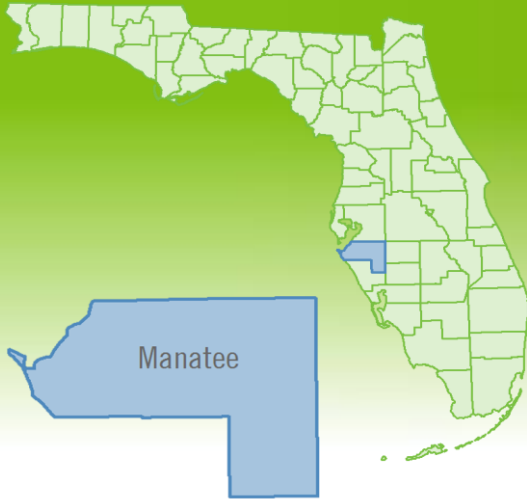


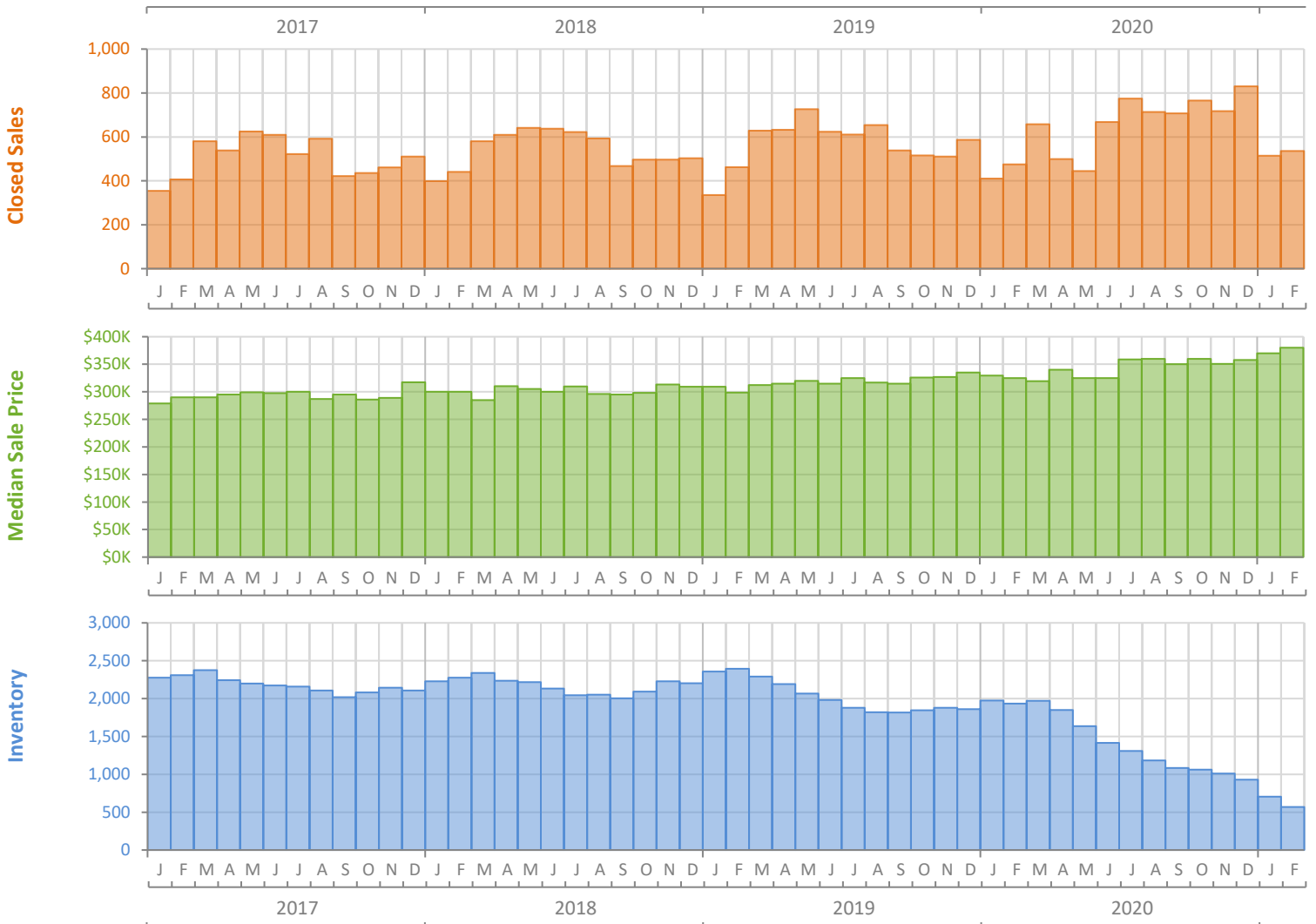
# Monthly Market Summary - February 2021

## Single Family Homes

### Manatee County



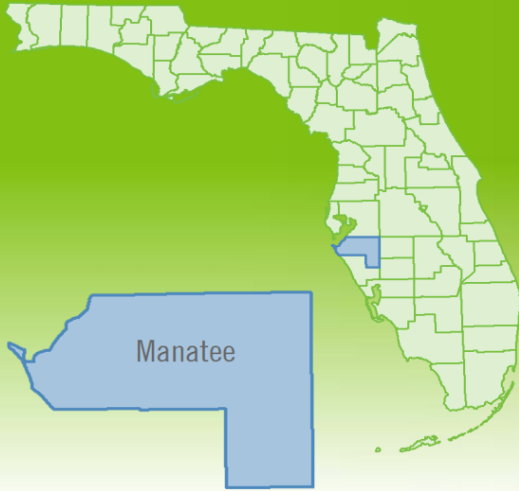
	February 2021	February 2020	Percent Change Year-over-Year
Closed Sales	536	475	12.8%
Paid in Cash	169	153	10.5%
Median Sale Price	\$380,000	\$325,000	16.9%
Average Sale Price	\$553,312	\$407,940	35.6%
Dollar Volume	\$296.6 Million	\$193.8 Million	53.1%
Med. Pct. of Orig. List Price Received	99.0%	96.2%	2.9%
Median Time to Contract	13 Days	47 Days	-72.3%
Median Time to Sale	59 Days	90 Days	-34.4%
New Pending Sales	780	699	11.6%
New Listings	669	730	-8.4%
Pending Inventory	1,297	968	34.0%
Inventory (Active Listings)	567	1,934	-70.7%
Months Supply of Inventory	0.9	3.4	-73.5%



# Monthly Distressed Market - February 2021

## Single Family Homes

### Manatee County



		February 2021	February 2020	Percent Change Year-over-Year
Traditional	Closed Sales	532	461	15.4%
	Median Sale Price	\$380,000	\$325,000	16.9%
Foreclosure/REO	Closed Sales	3	11	-72.7%
	Median Sale Price	\$349,900	\$189,900	84.3%
Short Sale	Closed Sales	1	3	-66.7%
	Median Sale Price	\$339,900	\$274,000	24.1%

