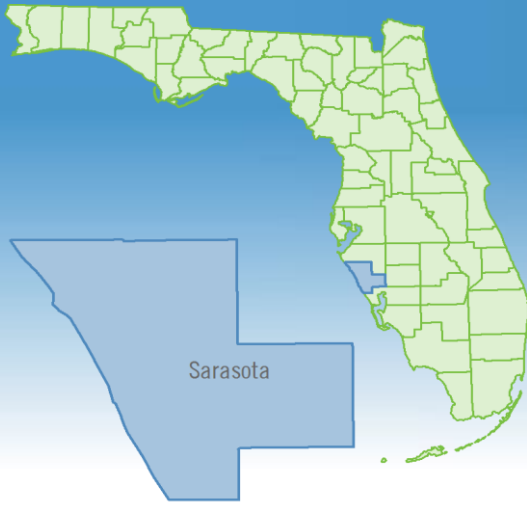


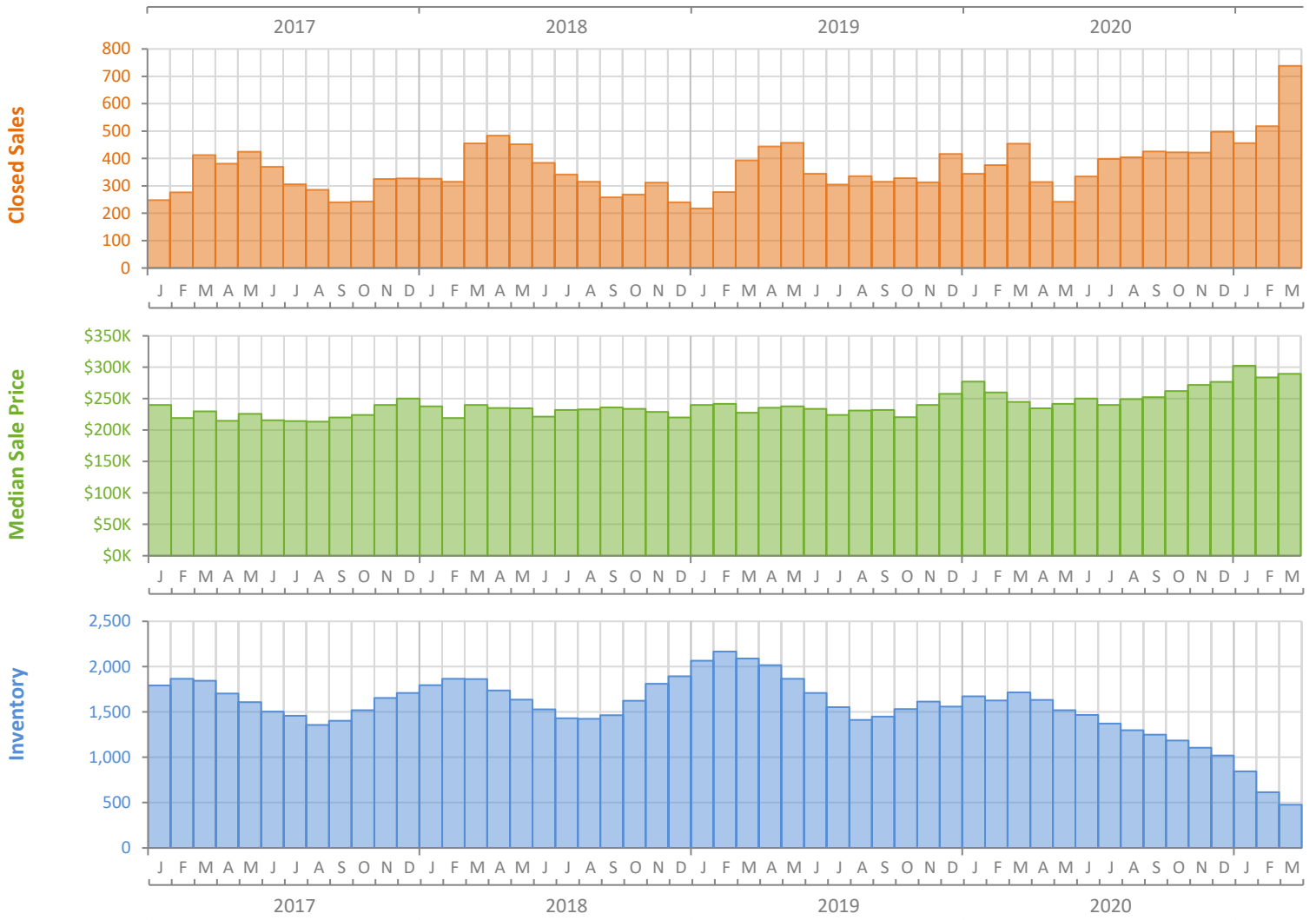
# Monthly Market Summary - March 2021

## Townhouses and Condos

### Sarasota County



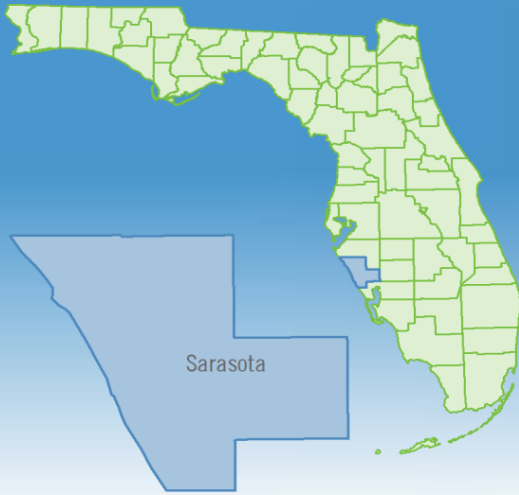
|  | March 2021      | March 2020      | Percent Change Year-over-Year |
|--|-----------------|-----------------|-------------------------------|
| Closed Sales                           | 738             | 454             | 62.6%                         |
| Paid in Cash                           | 425             | 263             | 61.6%                         |
| Median Sale Price                      | \$289,750       | \$245,000       | 18.3%                         |
| Average Sale Price                     | \$580,688       | \$376,162       | 54.4%                         |
| Dollar Volume                          | \$428.5 Million | \$170.8 Million | 150.9%                        |
| Med. Pct. of Orig. List Price Received | 97.8%           | 95.6%           | 2.3%                          |
| Median Time to Contract                | 21 Days         | 48 Days         | -56.3%                        |
| Median Time to Sale                    | 66 Days         | 94 Days         | -29.8%                        |
| New Pending Sales                      | 678             | 270             | 151.1%                        |
| New Listings                           | 563             | 473             | 19.0%                         |
| Pending Inventory                      | 1,106           | 591             | 87.1%                         |
| Inventory (Active Listings)            | 477             | 1,716           | -72.2%                        |
| Months Supply of Inventory             | 1.1             | 4.6             | -76.1%                        |



# Monthly Distressed Market - March 2021

## Townhouses and Condos

### Sarasota County



|                 |                   | March 2021 | March 2020 | Percent Change Year-over-Year |
|-----------------|-------------------|------------|------------|-------------------------------|
| Traditional     | Closed Sales      | 735        | 451        | 63.0%                         |
|                 | Median Sale Price | \$290,000  | \$245,000  | 18.4%                         |
| Foreclosure/REO | Closed Sales      | 2          | 2          | 0.0%                          |
|                 | Median Sale Price | \$139,250  | \$458,120  | -69.6%                        |
| Short Sale      | Closed Sales      | 1          | 1          | 0.0%                          |
|                 | Median Sale Price | \$142,500  | \$220,000  | -35.2%                        |

