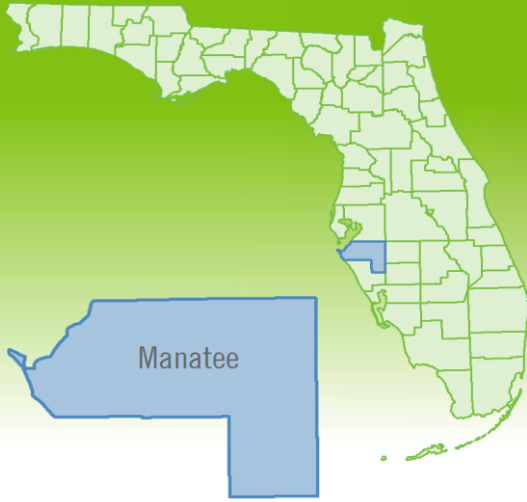


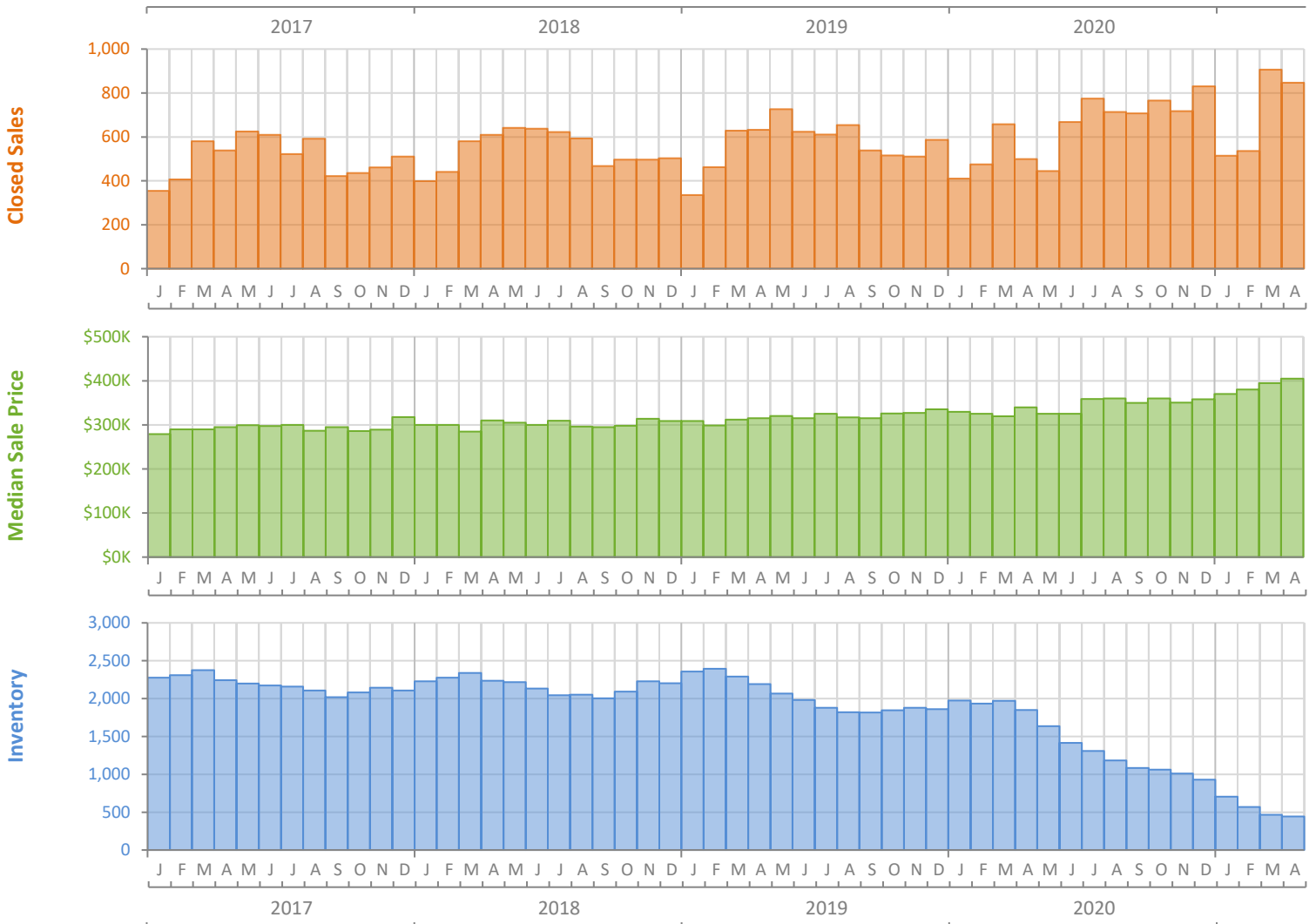
Monthly Market Summary - April 2021

Single-Family Homes

Manatee County



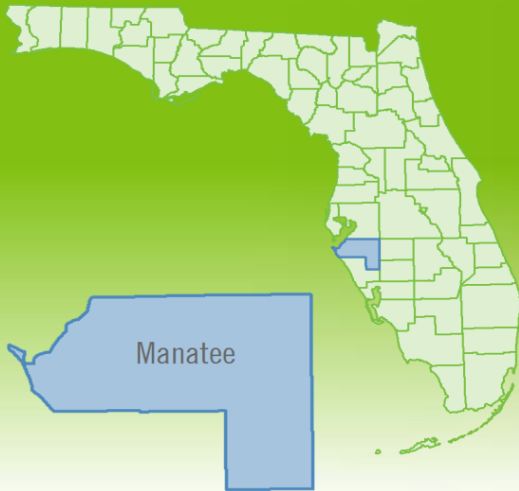
	April 2021	April 2020	Percent Change Year-over-Year
Closed Sales	847	499	69.7%
Paid in Cash	320	120	166.7%
Median Sale Price	\$405,000	\$340,000	19.1%
Average Sale Price	\$578,162	\$406,699	42.2%
Dollar Volume	\$489.7 Million	\$202.9 Million	141.3%
Med. Pct. of Orig. List Price Received	100.0%	97.2%	2.9%
Median Time to Contract	7 Days	26 Days	-73.1%
Median Time to Sale	52 Days	73 Days	-28.8%
New Pending Sales	733	440	66.6%
New Listings	797	457	74.4%
Pending Inventory	1,167	676	72.6%
Inventory (Active Listings)	444	1,851	-76.0%
Months Supply of Inventory	0.6	3.3	-81.8%



Monthly Distressed Market - April 2021

Single-Family Homes

Manatee County



		April 2021	April 2020	Percent Change Year-over-Year
Traditional	Closed Sales	842	485	73.6%
	Median Sale Price	\$405,000	\$345,000	17.4%
Foreclosure/REO	Closed Sales	4	11	-63.6%
	Median Sale Price	\$339,450	\$200,002	69.7%
Short Sale	Closed Sales	1	3	-66.7%
	Median Sale Price	\$175,000	\$192,000	-8.9%

