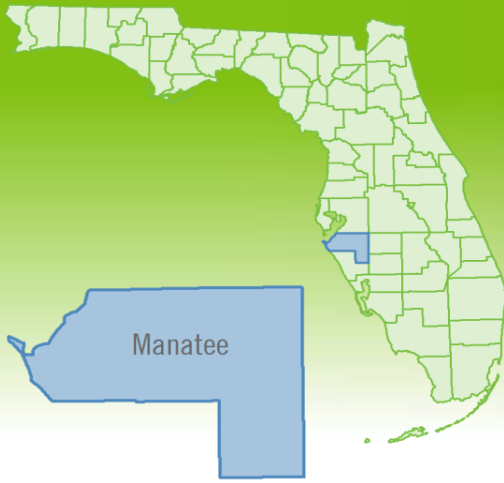


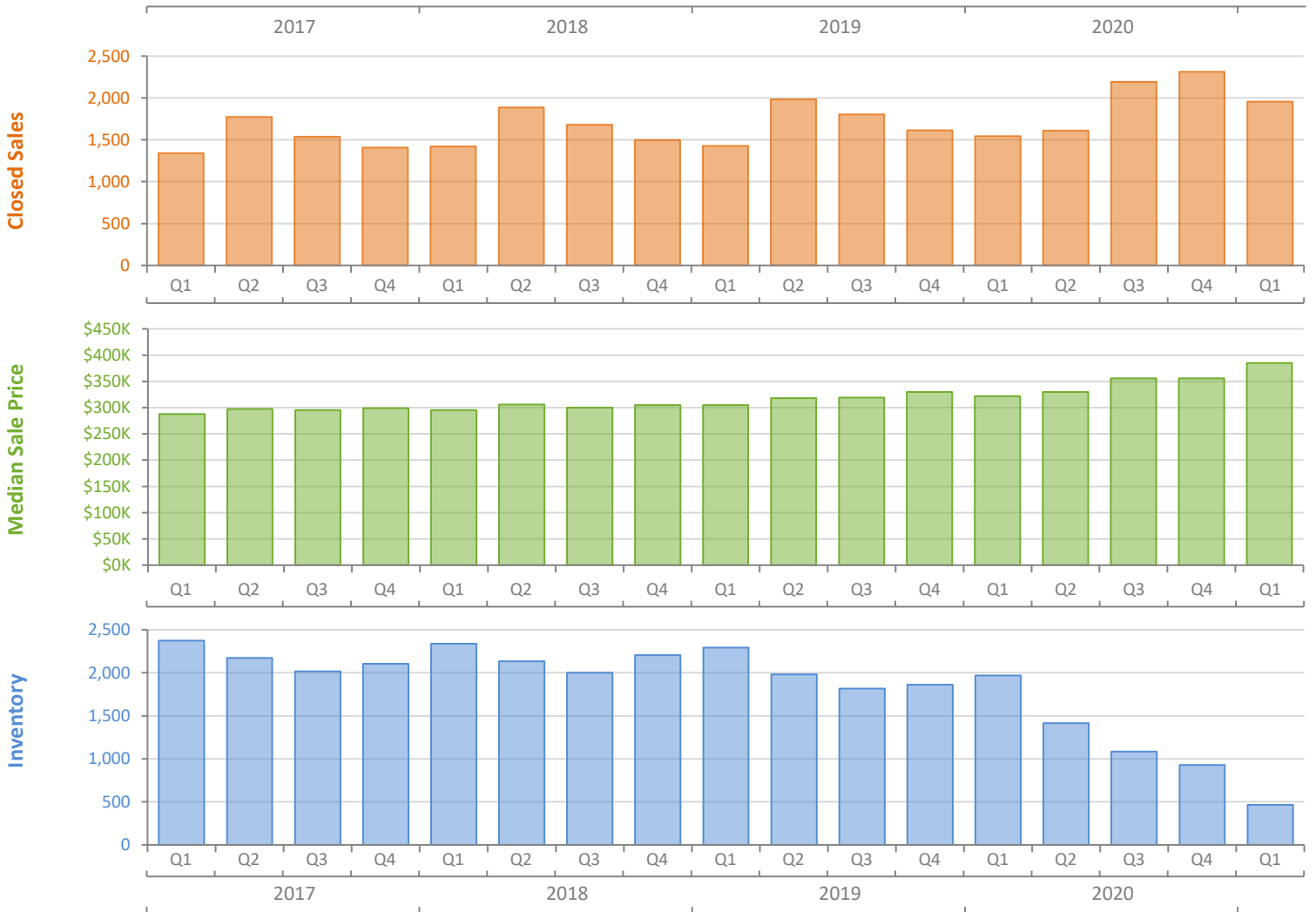
# Quarterly Market Summary - Q1 2021

## Single Family Homes

### Manatee County



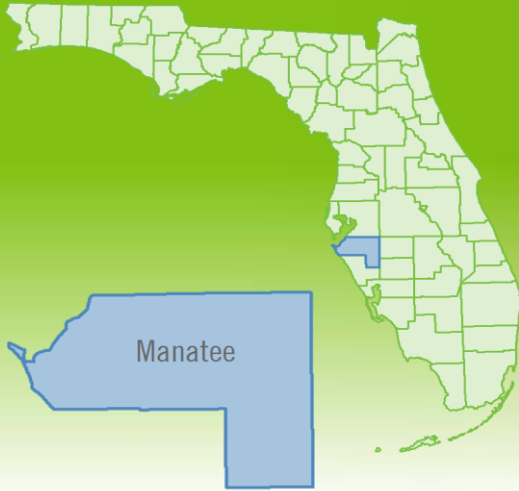
	Q1 2021	Q1 2020	Percent Change Year-over-Year
Closed Sales	1,958	1,543	26.9%
Paid in Cash	624	442	41.2%
Median Sale Price	\$385,000	\$322,000	19.6%
Average Sale Price	\$534,602	\$403,988	32.3%
Dollar Volume	\$1.0 Billion	\$623.4 Million	67.9%
Med. Pct. of Orig. List Price Received	100.0%	96.4%	3.7%
Median Time to Contract	12 Days	44 Days	-72.7%
Median Time to Sale	59 Days	90 Days	-34.4%
New Pending Sales	2,379	1,809	31.5%
New Listings	2,069	2,235	-7.4%
Pending Inventory	1,251	755	65.7%
Inventory (Active Listings)	467	1,969	-76.3%
Months Supply of Inventory	0.7	3.4	-79.4%



# Quarterly Distressed Market - Q1 2021

## Single Family Homes

### Manatee County



		Q1 2021	Q1 2020	Percent Change Year-over-Year
Traditional	Closed Sales	1,942	1,510	28.6%
	Median Sale Price	\$385,000	\$325,000	18.5%
Foreclosure/REO	Closed Sales	10	28	-64.3%
	Median Sale Price	\$314,000	\$210,504	49.2%
Short Sale	Closed Sales	6	5	20.0%
	Median Sale Price	\$338,450	\$175,000	93.4%

