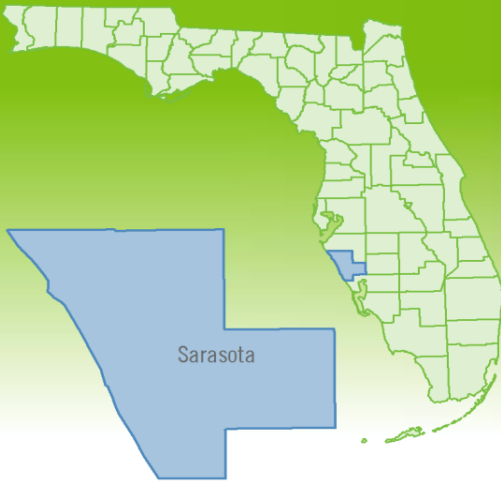


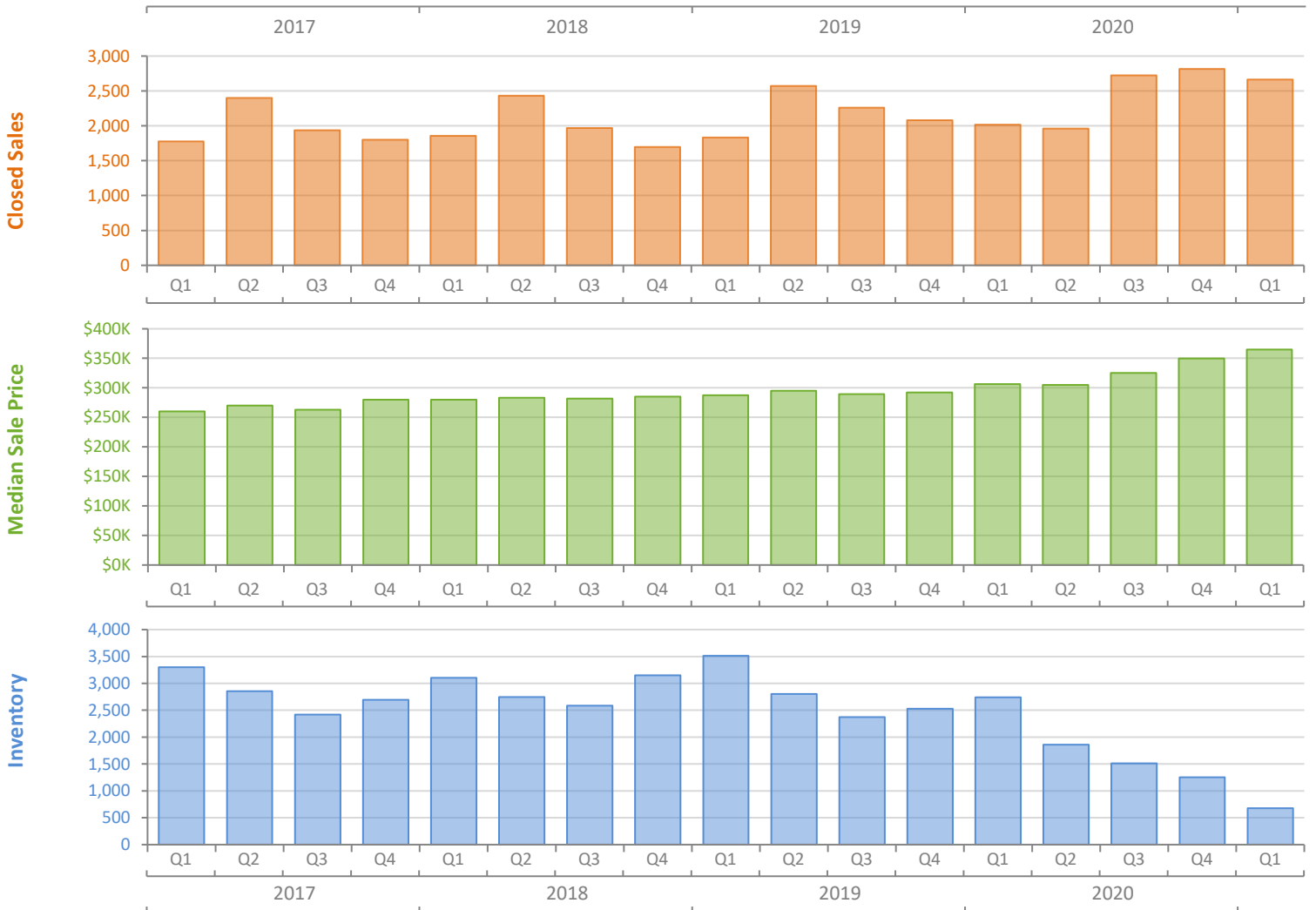
Quarterly Market Summary - Q1 2021

Single Family Homes

Sarasota County



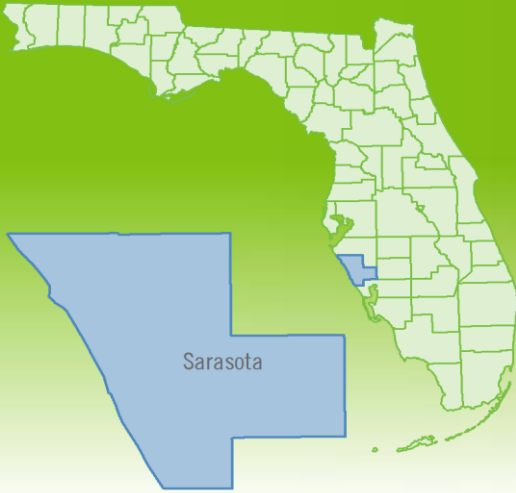
	Q1 2021	Q1 2020	Percent Change Year-over-Year
Closed Sales	2,666	2,017	32.2%
Paid in Cash	1,127	800	40.9%
Median Sale Price	\$365,000	\$306,152	19.2%
Average Sale Price	\$556,599	\$415,188	34.1%
Dollar Volume	\$1.5 Billion	\$837.4 Million	77.2%
Med. Pct. of Orig. List Price Received	98.9%	96.2%	2.8%
Median Time to Contract	16 Days	37 Days	-56.8%
Median Time to Sale	62 Days	81 Days	-23.5%
New Pending Sales	3,235	2,365	36.8%
New Listings	2,816	2,981	-5.5%
Pending Inventory	1,675	974	72.0%
Inventory (Active Listings)	680	2,741	-75.2%
Months Supply of Inventory	0.8	3.7	-78.4%



Quarterly Distressed Market - Q1 2021

Single Family Homes

Sarasota County



		Q1 2021	Q1 2020	Percent Change Year-over-Year
Traditional	Closed Sales	2,654	1,958	35.5%
	Median Sale Price	\$366,250	\$312,000	17.4%
Foreclosure/REO	Closed Sales	10	48	-79.2%
	Median Sale Price	\$195,000	\$190,000	2.6%
Short Sale	Closed Sales	2	11	-81.8%
	Median Sale Price	\$203,200	\$185,250	9.7%

