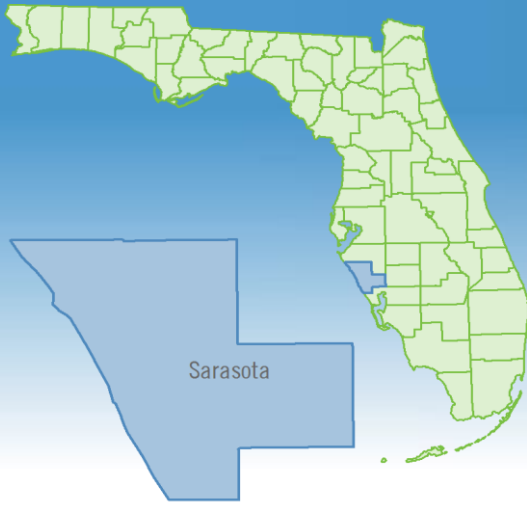


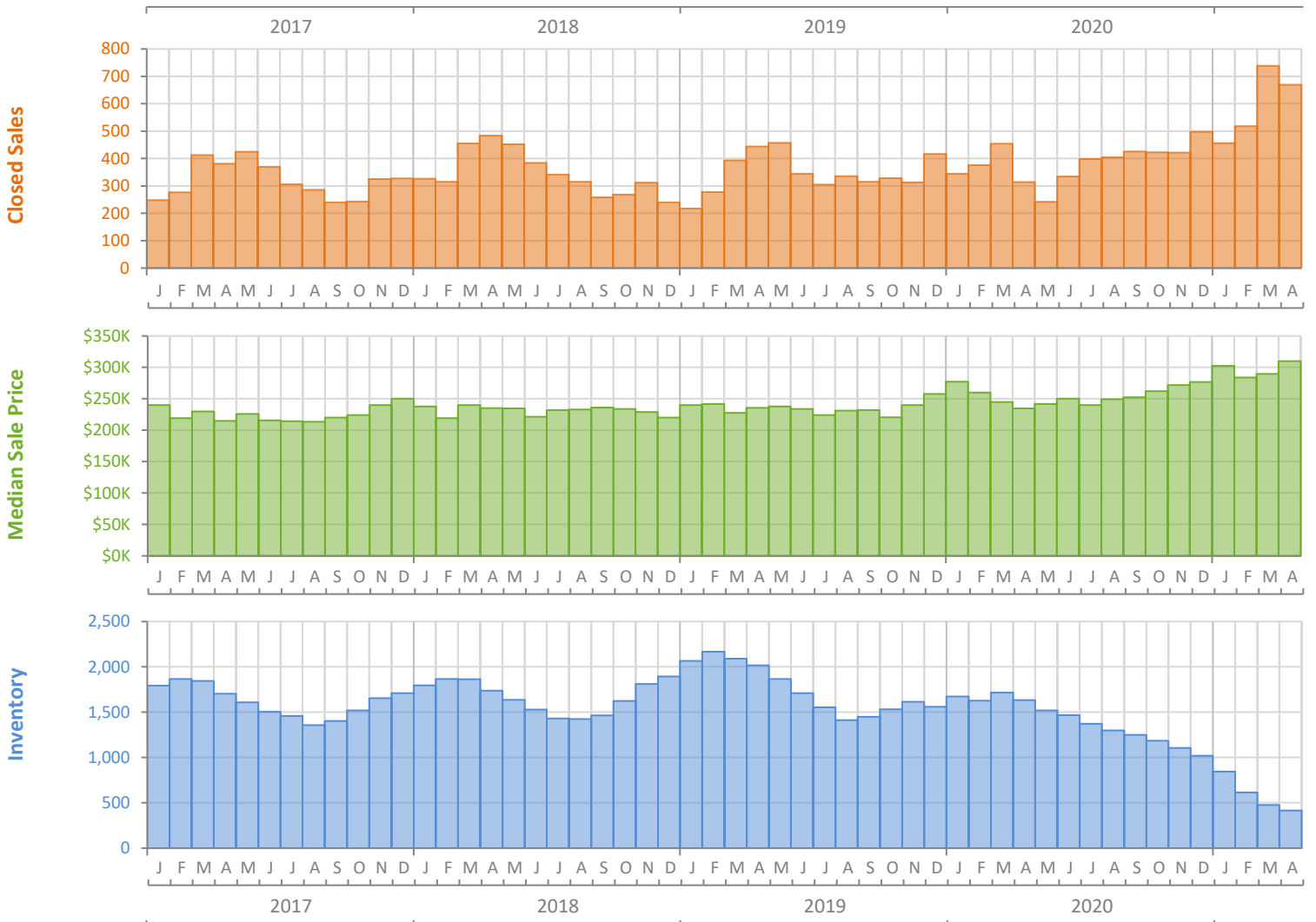
Monthly Market Summary - April 2021

Townhouses and Condos

Sarasota County



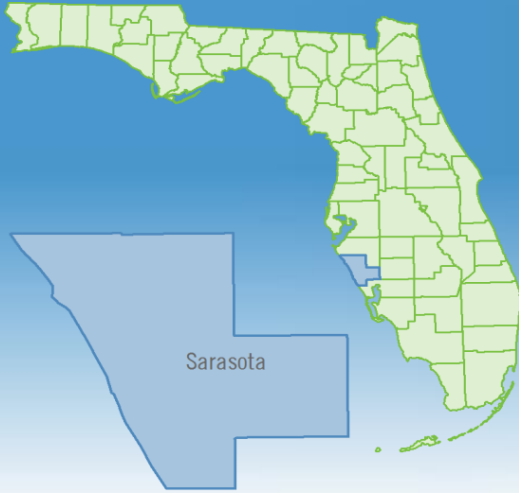
	April 2021	April 2020	Percent Change Year-over-Year
Closed Sales	669	314	113.1%
Paid in Cash	405	151	168.2%
Median Sale Price	\$310,000	\$234,863	32.0%
Average Sale Price	\$627,776	\$333,107	88.5%
Dollar Volume	\$420.0 Million	\$104.6 Million	301.5%
Med. Pct. of Orig. List Price Received	99.0%	95.1%	4.1%
Median Time to Contract	11 Days	38 Days	-71.1%
Median Time to Sale	59 Days	89 Days	-33.7%
New Pending Sales	580	204	184.3%
New Listings	531	282	88.3%
Pending Inventory	1,004	459	118.7%
Inventory (Active Listings)	415	1,633	-74.6%
Months Supply of Inventory	0.9	4.6	-80.4%



Monthly Distressed Market - April 2021

Townhouses and Condos

Sarasota County



		April 2021	April 2020	Percent Change Year-over-Year
Traditional	Closed Sales	666	307	116.9%
	Median Sale Price	\$310,000	\$236,000	31.4%
Foreclosure/REO	Closed Sales	1	7	-85.7%
	Median Sale Price	\$192,500	\$160,000	20.3%
Short Sale	Closed Sales	2	0	N/A
	Median Sale Price	\$217,000	(No Sales)	N/A

