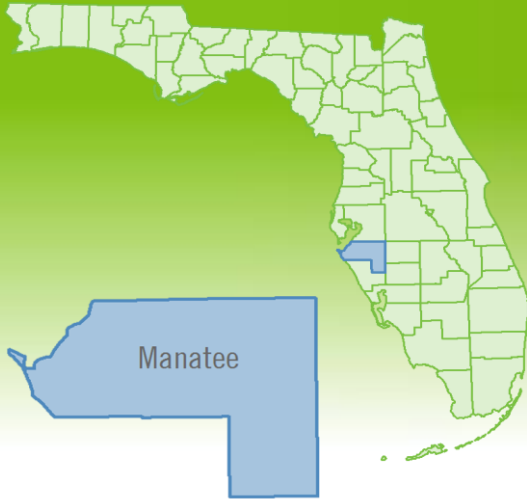


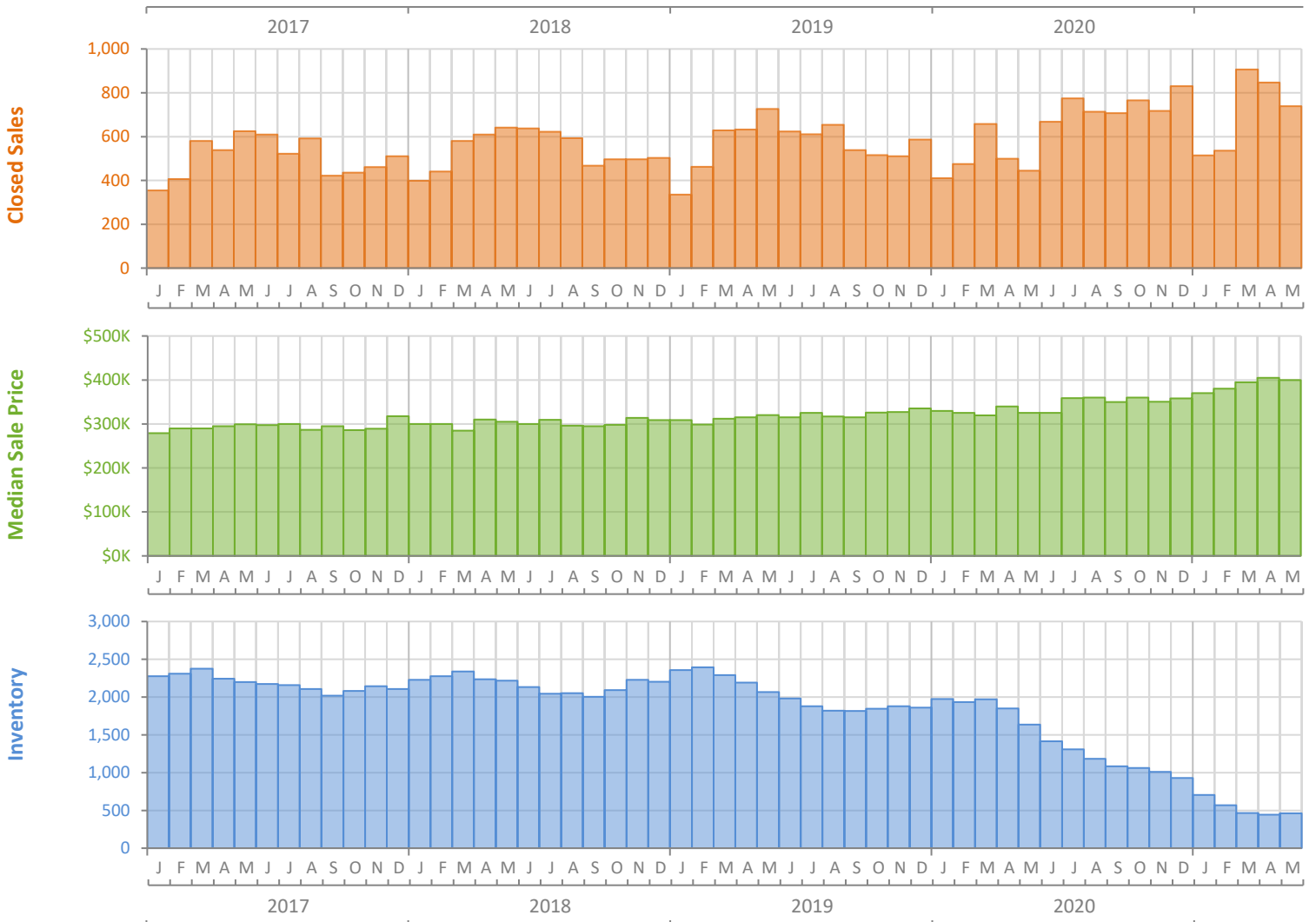
# Monthly Market Summary - May 2021

## Single-Family Homes

### Manatee County



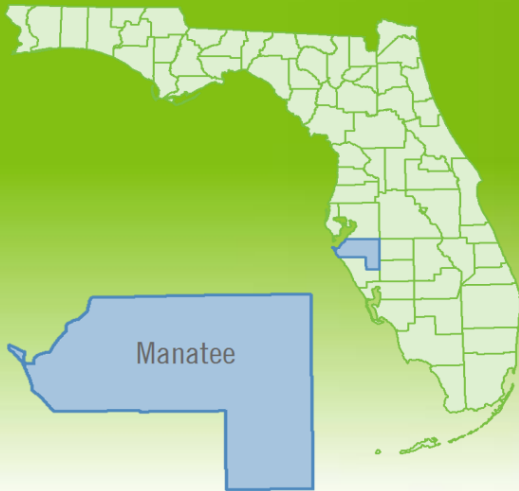
	May 2021	May 2020	Percent Change Year-over-Year
Closed Sales	739	445	66.1%
Paid in Cash	242	90	168.9%
Median Sale Price	\$400,000	\$325,000	23.1%
Average Sale Price	\$567,549	\$409,038	38.8%
Dollar Volume	\$419.4 Million	\$182.0 Million	130.4%
Med. Pct. of Orig. List Price Received	100.0%	96.8%	3.3%
Median Time to Contract	6 Days	39 Days	-84.6%
Median Time to Sale	50 Days	84 Days	-40.5%
New Pending Sales	710	715	-0.7%
New Listings	787	603	30.5%
Pending Inventory	1,180	954	23.7%
Inventory (Active Listings)	462	1,635	-71.7%
Months Supply of Inventory	0.6	3.0	-80.0%



# Monthly Distressed Market - May 2021

## Single-Family Homes

### Manatee County



		May 2021	May 2020	Percent Change Year-over-Year
Traditional	Closed Sales	734	439	67.2%
	Median Sale Price	\$400,000	\$327,010	22.3%
Foreclosure/REO	Closed Sales	5	6	-16.7%
	Median Sale Price	\$243,000	\$199,000	22.1%
Short Sale	Closed Sales	0	0	N/A
	Median Sale Price	(No Sales)	(No Sales)	N/A

